

PIN Power Inductor RCH114



Halogen
Free



Description

- Ferrite drum core construction.
- Magnetically unshielded.
- L × W × H: 10.5 × 10.5 × 14.4mm Max.
- Product weight: 4.1g(Ref.)
- Moisture Sensitivity Level: 1
- RoHS compliance.
- Halogen Free available.

Environmental Data

- Operating temperature range: -40°C~+100°C (including coil's self temperature rise)
- Storage temperature range: -40°C~+100°C

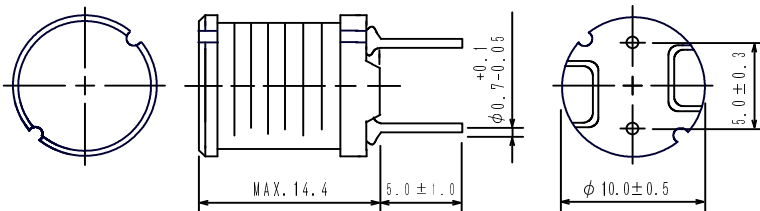
Packaging

- Box packaging.

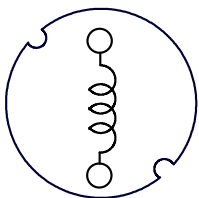
Applications

- Ideally used in Printers, LCD TV, DVD, Copy Machine, Main board of the compounding machines etc. as DC-DC Converter inductors.

Dimension - [mm]



Schematics - [mm]



PIN Power Inductor RCH114



Electrical Characteristics

Part Name	Stamp	Inductance (μ H) (Within) ※1	D.C.R.(Ω) Max. (Typ.) at 20°C	Rated Current (A) ※2
RCH114NP-6R3MB RCH114NP-7R5MB RCH114NP-8R8MB	6R3 7R5 8R8	6.3 μ H \pm 20 % 7.5 μ H \pm 20 % 8.8 μ H \pm 20 %	26m(20)m 29m(22m) 30m(23m)	4.3 4.2 4.1
RCH114NP-100KB RCH114NP-120KB RCH114NP-150KB	100 120 150	10 μ H \pm 10 % 12 μ H \pm 10 % 15 μ H \pm 10 %	33m(25m) 35m(27m) 39m(30m)	4.0 3.9 3.7
RCH114NP-180KB RCH114NP-220KB RCH114NP-270KB	180 220 270	18 μ H \pm 10 % 22 μ H \pm 10 % 27 μ H \pm 10 %	47m(36m) 51m(39m) 57m(44m)	3.5 3.3 3.1
RCH114NP-330KB RCH114NP-390KB RCH114NP-470KB	330 390 470	33 μ H \pm 10 % 39 μ H \pm 10 % 47 μ H \pm 10 %	64m(49m) 74m(57m) 83m(64m)	2.9 2.7 2.5
RCH114NP-560KB RCH114NP-680KB RCH114NP-820KB	560 680 820	56 μ H \pm 10 % 68 μ H \pm 10 % 82 μ H \pm 10 %	104m(80m) 117m(90m) 130m(100m)	2.3 2.1 1.9
RCH114NP-101KB RCH114NP-121KB RCH114NP-151KB	101 121 151	100 μ H \pm 10 % 120 μ H \pm 10 % 150 μ H \pm 10 %	143m(110m) 195m(150m) 221m(170m)	1.7 1.5 1.4
RCH114NP-181KB RCH114NP-221KB RCH114NP-271KB	181 221 271	180 μ H \pm 10 % 220 μ H \pm 10 % 270 μ H \pm 10 %	0.26(0.20) 0.35(0.27) 0.39(0.30)	1.3 1.2 1.1
RCH114NP-331KB RCH114NP-391KB RCH114NP-471KB	331 391 471	330 μ H \pm 10 % 390 μ H \pm 10 % 470 μ H \pm 10 %	0.52(0.40) 0.57(0.44) 0.65(0.50)	1.0 0.92 0.84
RCH114NP-561KB RCH114NP-681KB RCH114NP-821KB	561 681 821	560 μ H \pm 10 % 680 μ H \pm 10 % 820 μ H \pm 10 %	0.79(0.61) 0.96(0.74) 1.22(0.94)	0.75 0.69 0.62
RCH114NP-102KB RCH114NP-122KB RCH114NP-152KB	102 122 152	1.0 mH \pm 10 % 1.2 mH \pm 10 % 1.5 mH \pm 10 %	1.6(1.3) 2.2(1.8) 2.5(2.0)	0.52 0.46 0.41
RCH114NP-182KB RCH114NP-222KB RCH114NP-272KB	182 222 272	1.8 mH \pm 10 % 2.2 mH \pm 10 % 2.7 mH \pm 10 %	2.9(2.3) 3.2(2.6) 3.7(3.0)	0.36 0.32 0.29
RCH114NP-332KB RCH114NP-392KB RCH114NP-472KB	332 392 472	3.3 mH \pm 10 % 3.9 mH \pm 10 % 4.7 mH \pm 10 %	5.0(4.0) 5.6(4.5) 7.4(5.9)	0.27 0.25 0.23
RCH114NP-562KB RCH114NP-682KB RCH114NP-822KB	562 682 822	5.6 mH \pm 10 % 6.8 mH \pm 10 % 8.2 mH \pm 10 %	8.2(6.6) 11.9(9.5) 14(11)	0.21 0.19 0.17
RCH114NP-103KB RCH114NP-123KB RCH114NP-153KB	103 123 153	10 mH \pm 10 % 12 mH \pm 10 % 15 mH \pm 10 %	16(13) 21(17) 24(19)	0.16 0.15 0.14
RCH114NP-183KB RCH114NP-223KB RCH114NP-273KB	183 223 273	18 mH \pm 10 % 22 mH \pm 10 % 27 mH \pm 10 %	27(22) 34(27) 39(31)	0.13 0.12 0.11
RCH114NP-333KB RCH114NP-393KB	333 393	33 mH \pm 10 % 39 mH \pm 10 %	51(41) 58(46)	0.10 0.09

※1 : Inductance Measuring condition : 6.3 μ H ~ 8.8 μ H at 7.96 MHz
10 μ H ~ 39 mH at 1.0 kHz

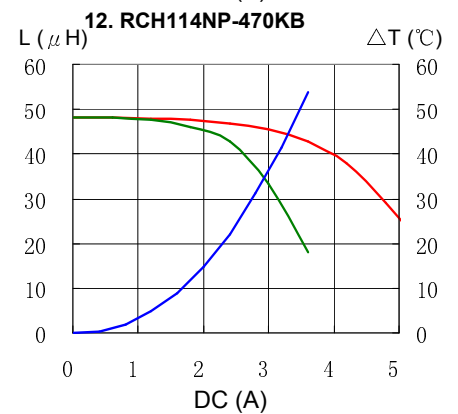
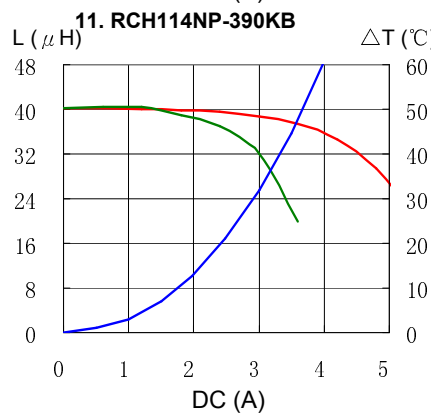
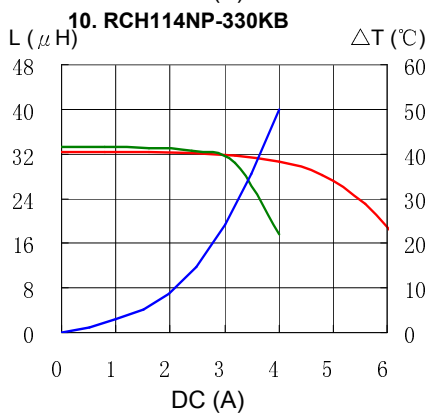
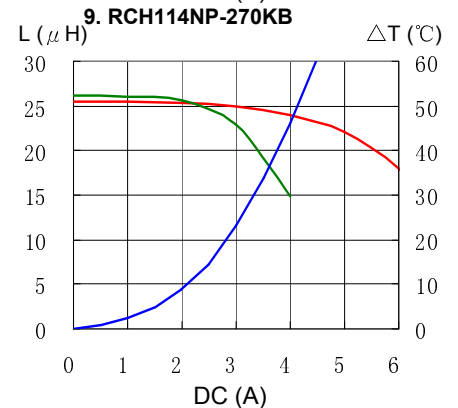
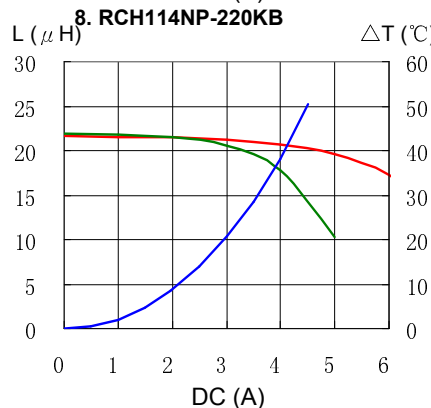
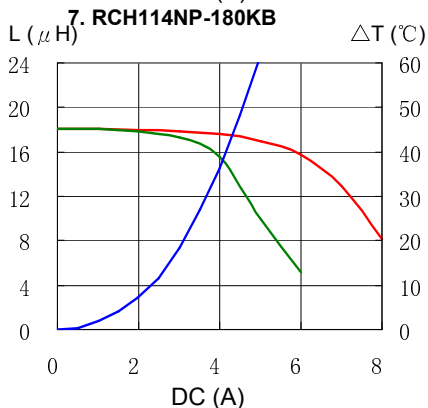
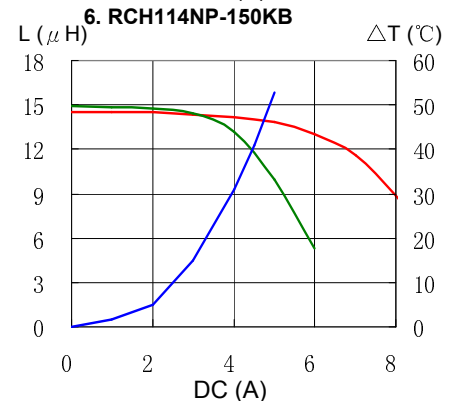
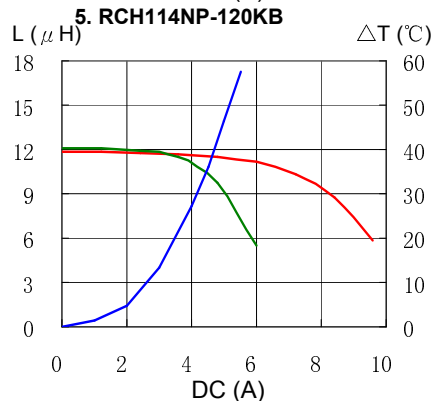
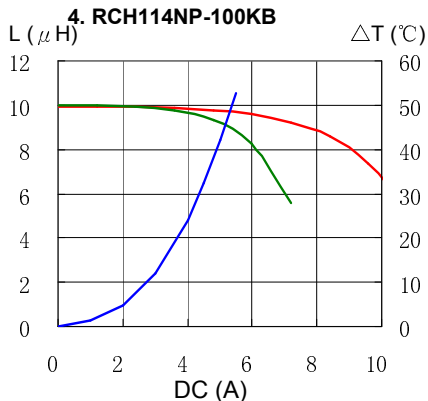
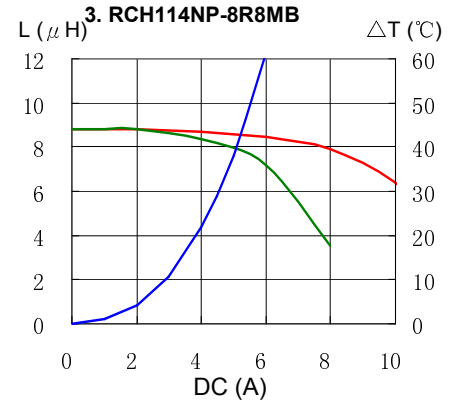
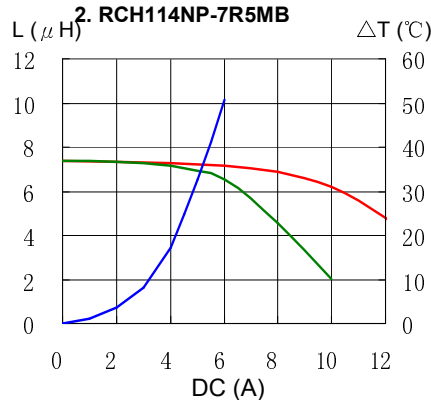
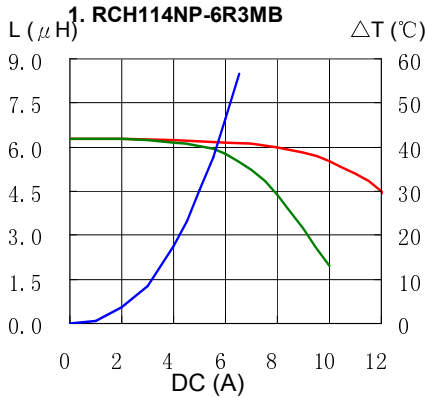
※2 : Rated current: The DC current at which the inductance decreases 90% of its initial value or when $\Delta t=40^\circ\text{C}$, whichever is lower ($T_a=20^\circ\text{C}$)

PIN Power Inductor RCH114



Saturation Current & Temperature Rise Graph

— L (20°C) — L (100°C) — ΔT

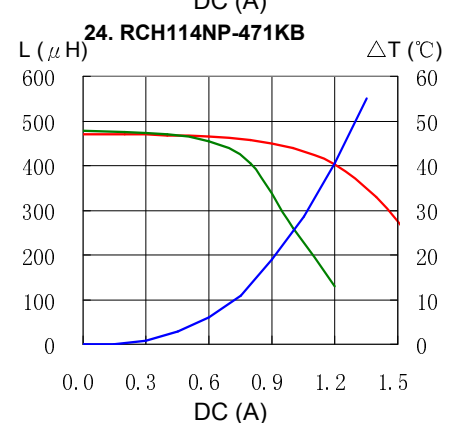
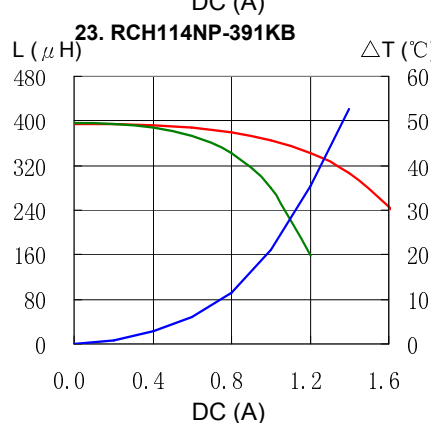
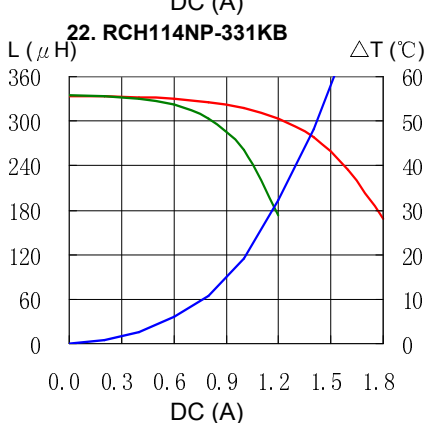
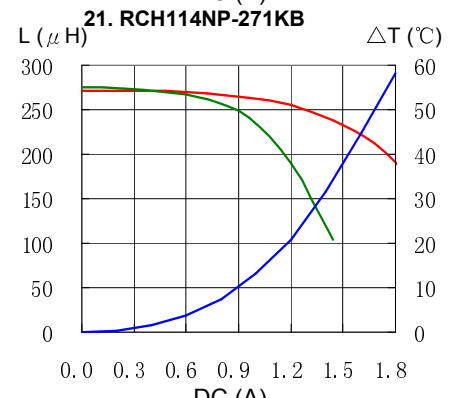
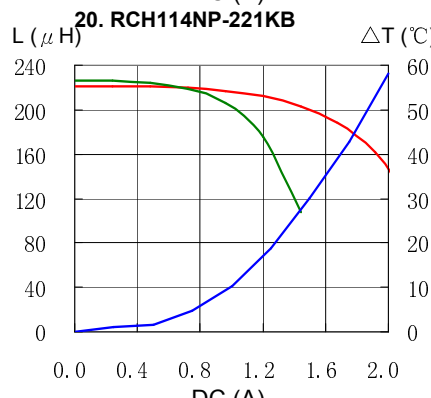
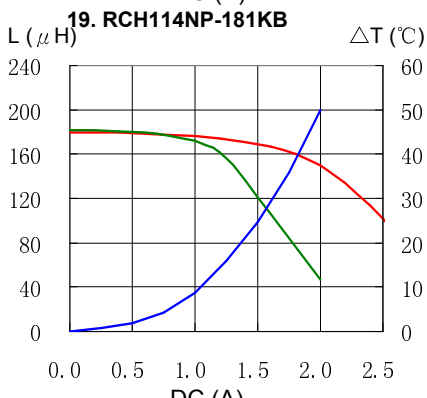
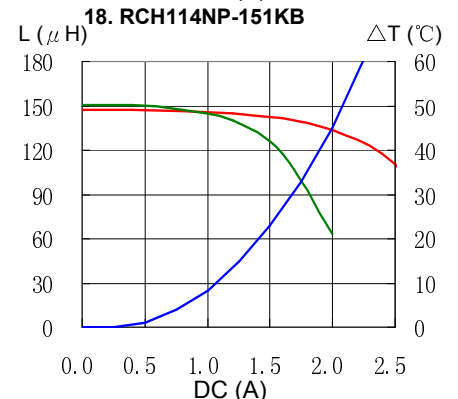
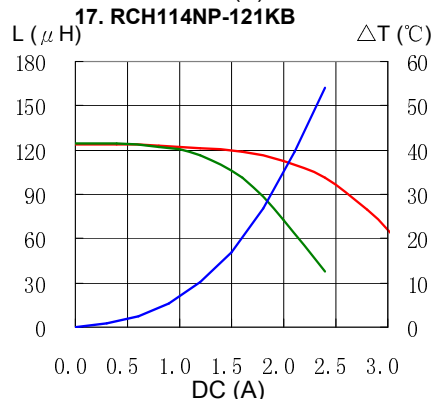
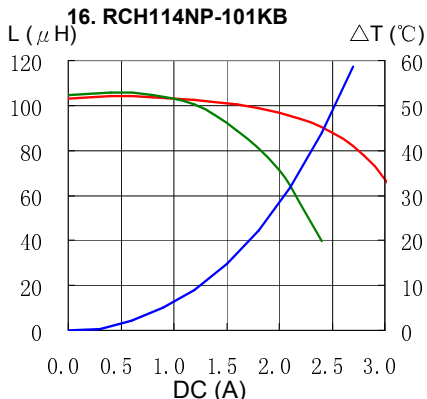
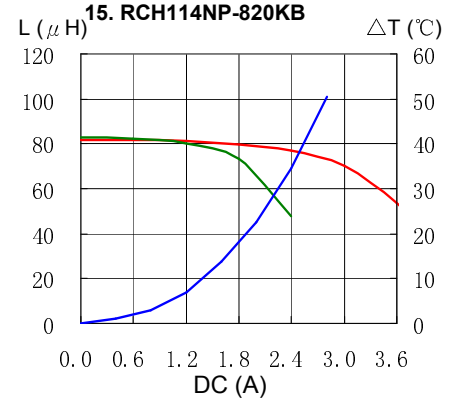
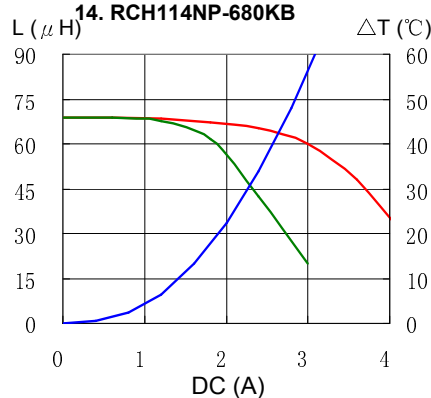
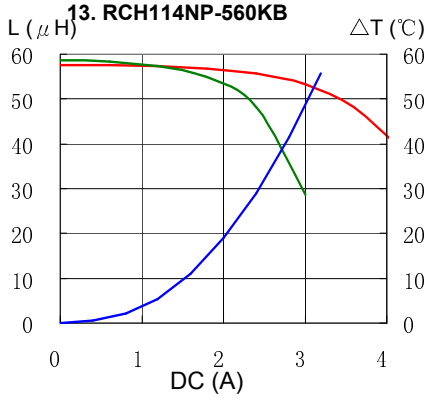


PIN Power Inductor RCH114



Saturation Current & Temperature Rise Graph

— L (20°C) — L (100°C) — ΔT

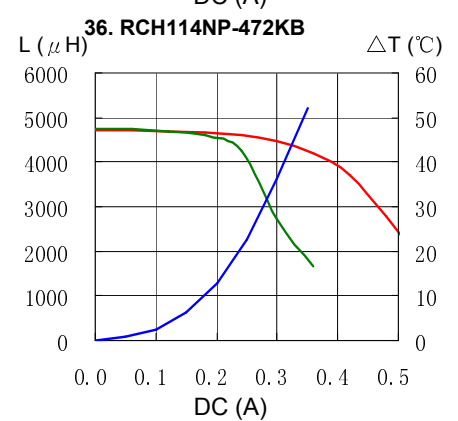
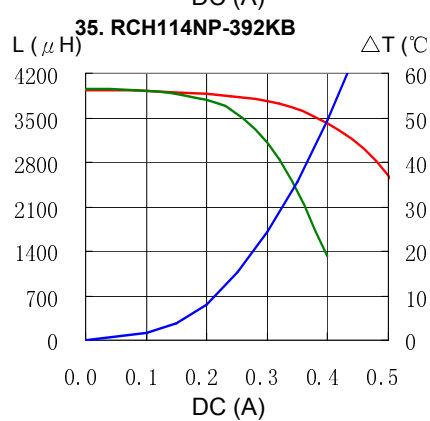
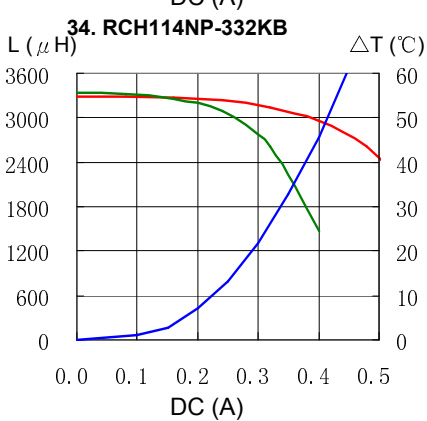
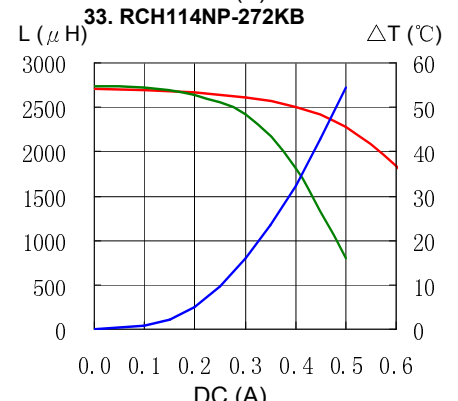
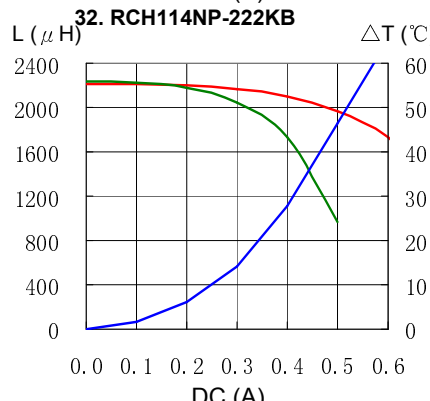
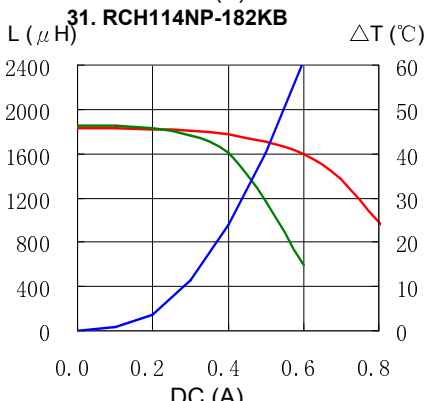
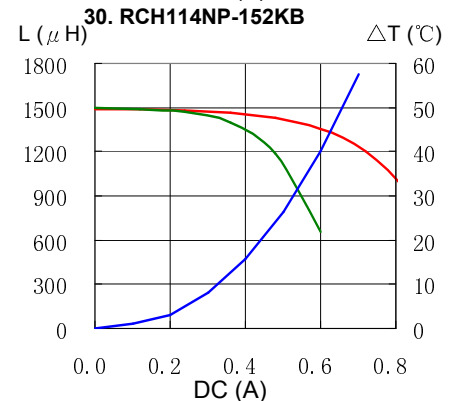
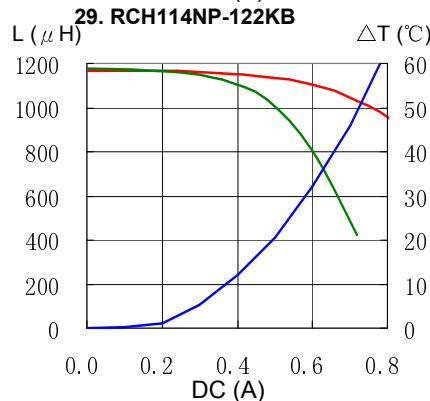
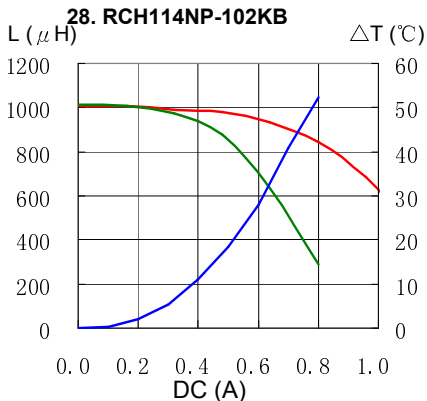
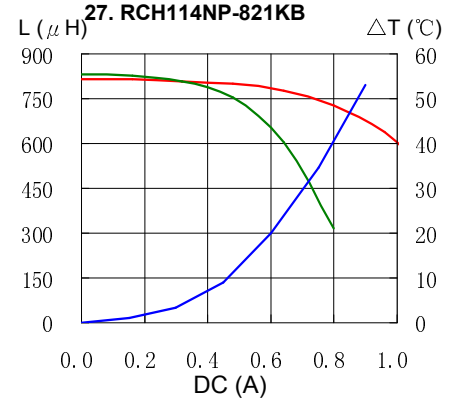
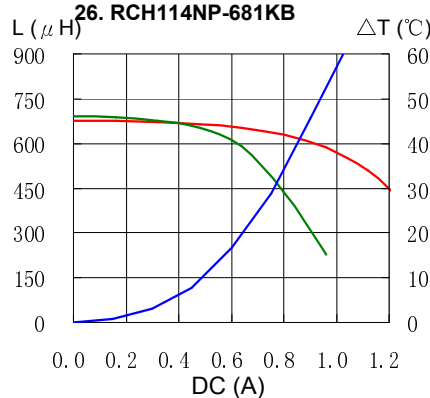
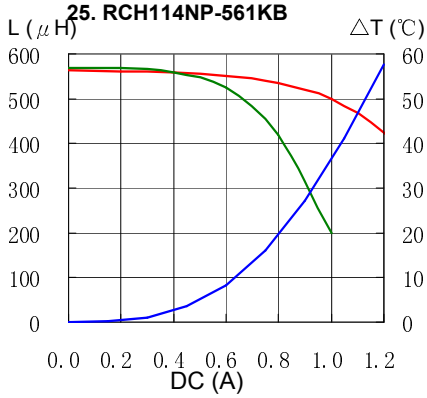


PIN Power Inductor RCH114



Saturation Current & Temperature Rise Graph

— L (20°C) — L (100°C) — ΔT

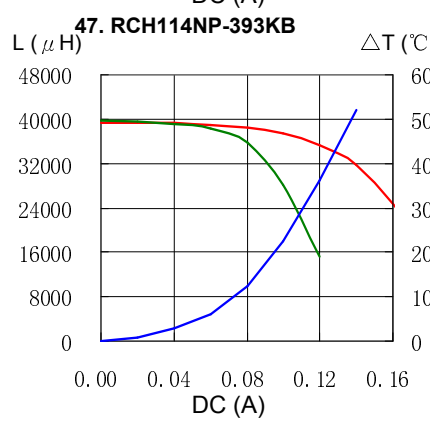
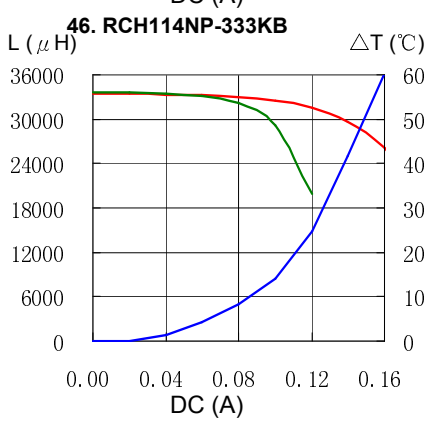
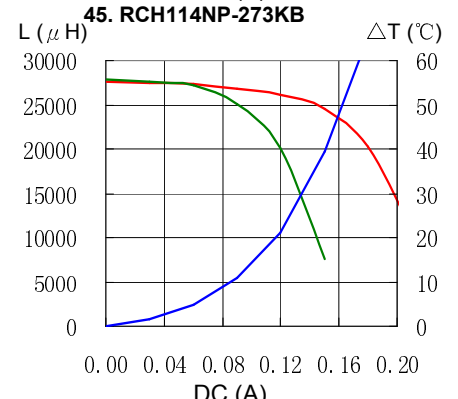
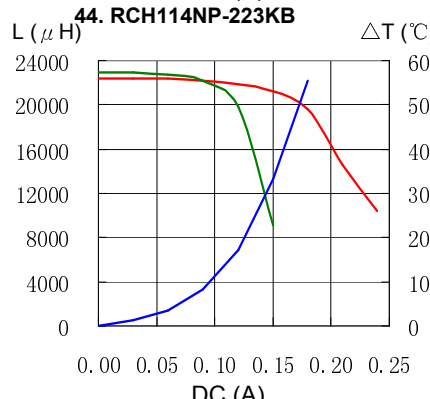
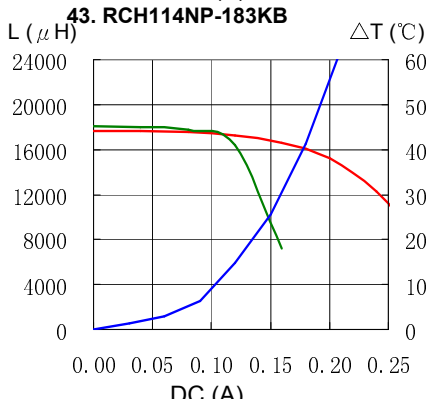
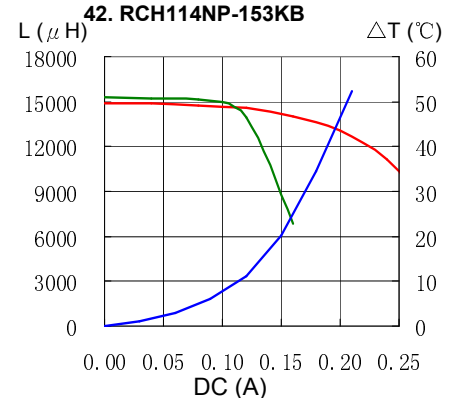
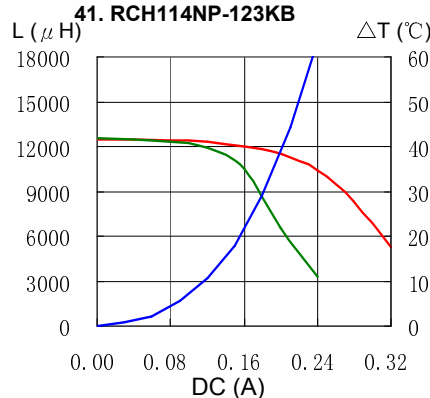
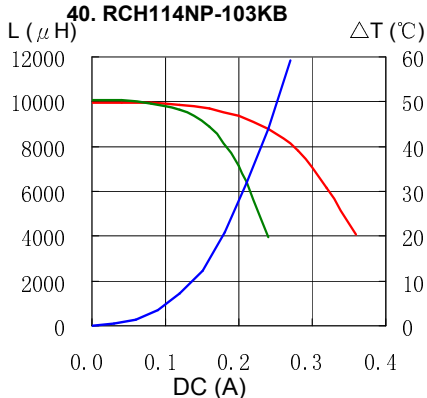
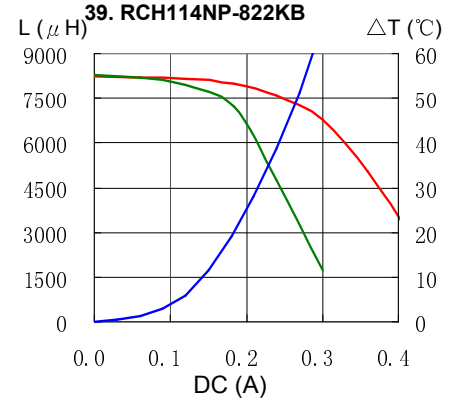
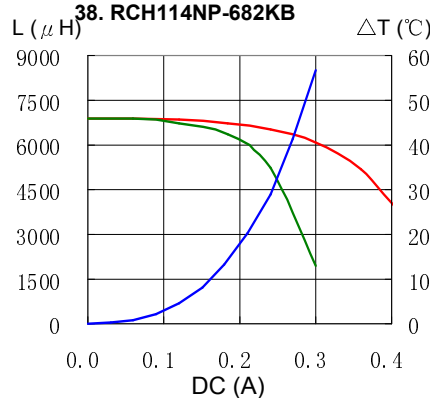
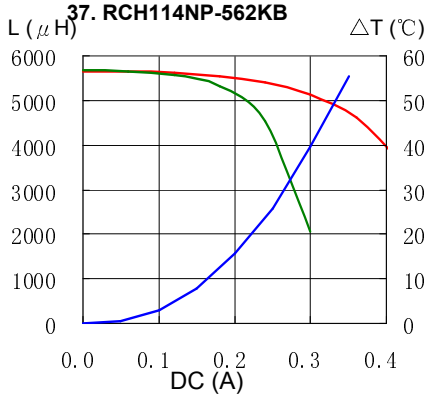


PIN Power Inductor RCH114




Saturation Current & Temperature Rise Graph

— L (20°C) — L (100°C) — ΔT



PIN Power Inductor RCH114



Please refer to the sales offices on our website - <http://www.sumida.com>

Hong Kong

Tel.+852-2880-6688
FAX.+852-2565-9600
sales@hk.sumida.com

Tokyo

Tel.+81-3-5202-7112
FAX.+81-3-5202-7105
sales@jp.sumida.com

Chicago

Tel.+1-847-545-6700
FAX. +1-847-545-6720
sales@us.sumida.com

Shanghai

Tel.+86-021-5836-3299
FAX.+86-021-5836-3266
shanghai.sales@cn.sumida.com

Seoul

Tel.+82-2-6237-0777
FAX.+82-2-6237-0778
sales@kr.sumida.com

Oberzell

Tel.+49-8591-937-0
FAX. +49-8591-937-103
contact@sumida-eu.com

Shenzhen

Tel.+86-755-8291-0228
FAX.+86-755-8291-0338
shenzhen.sales@cn.sumida.com

Singapore

Tel.+65-6296-3388
FAX.+65-6296-3390
sales@sg.sumida.com

Neumarkt

Tel.+49-9181-4509-110
FAX. +49-9181-4509-310
infocomp@eu.sumida.com

Taipei

Tel.+886-2-8751-2737
FAX.+886-2-8751-2738
sales@tw.sumida.com

San Jose

Tel.+1-408-321-9660
FAX.+1-408-321-9308
sales@us.sumida.com