


70-464-1 Socket/15/10 Amp Rating, 300/600 Volts



BOLD-FACED PART NUMBERS ARE NORMALLY STOCKED

Standard Part Number	Description
70-464-1	8-Pin, Octal, DIN/Panel Mount with Screw Terminals & Clamping Plates

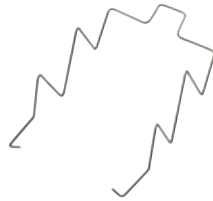
General Specifications (UL 508)

Characteristics	Units	Value
Number of Terminals		8
Electrical Rating		
Nominal Voltage Rating	Volts	300 / 600
Nominal Current Rating	Amps	15 / 10
Dielectric Strength		
Output to Adjacent Output Terminals	V rms	2000
Output to Input Terminals	V rms	2000
Terminals to Rail / Chassis	V rms	2000
Temperature		
Operating Range:	°C	- 40 to + 80
Storage Range:	°C	- 40 to + 105
Construction		
Internal Metal Tracks		Copper Alloy, Zinc Plated
Screw Terminals		Steel, Zinc Plated
Screw Style		Combination Head,
Screw size	mm	M3.5
Screw Torque 3.5 mm (Maximum)	Lb-in / Nm	9 / 1.0
Miscellaneous		
Socket Mounting:		Din / Panel
Wire Size Capacity (Maximum)	EN 60204-1	AWG mm2
Soild Cu	AWG, mm2	14 / 16 (2) 2.5 / 1.5 (2)
Stranded Cu	AWG, mm2	14 / 16 (2) 2.5 / 1.5 (2)
Wire Connection Method		Screw Clamping
DIN Rail Mounting	EN 60715	35mm
Chassis Mount Screw Torque	Lb-in / Nm	7 / 0.8
Flamability Rating	Class	94V-0
Body Color		Light Gray
DIN Locking Method		Red Plastic Locking Clip
Product Certification		UL, CSA
Conformance		CE, RoHS
Weight	grams	40

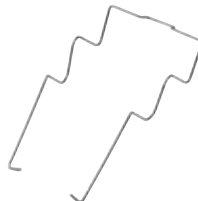
Optional Mating Accessories




750 Relay



16-1351



16-1344



16-TDRPROSC



16-700DIN



16-DCLIP-1

Standard Part Number	Description	Catalog Location
750, 750H	Relay	Section 1 p.24-29, 44-45
16-1351	Metal Hold-Down Clip, Foot Mount for 750	Section 3 p.8-11
16-1344	Metal Hold-Down Clip for the TDRSRX, 712 Relays	Section 3 p.8-11
16-TDRPROSC	Metal Hold-Down Clip for the TDRPRO	Section 3 p.8-11
16-700DIN	Metal DIN Rail	Section 3 p.19
16-DCLIP-1	DIN Rail Locking Clip	Section 3 p.19

