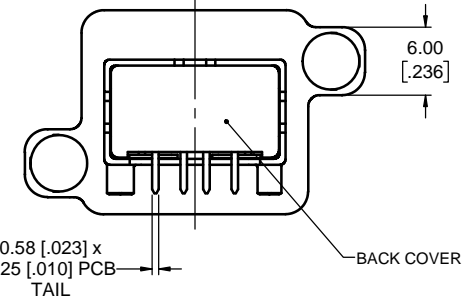
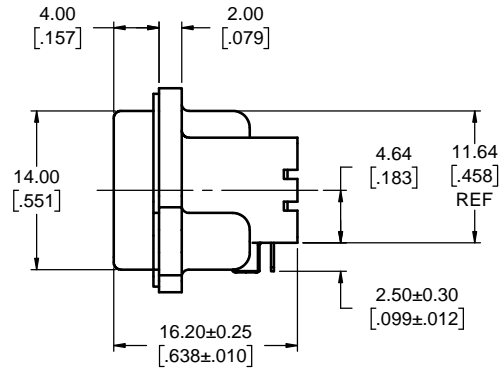
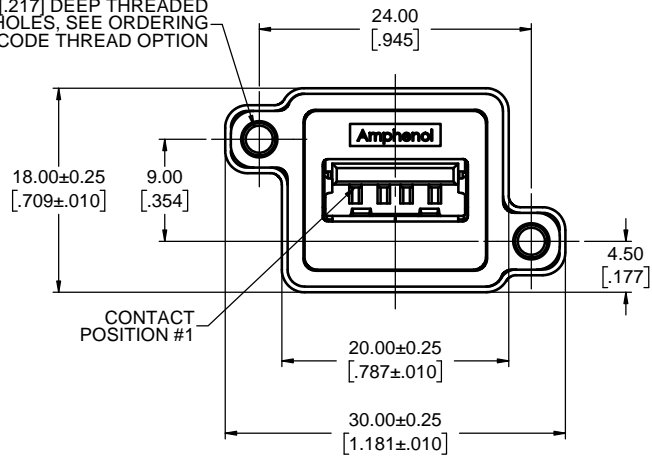
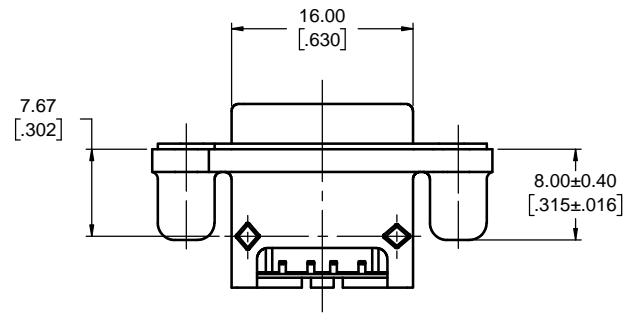


5.50 [.217] DEEP THREADED HOLES, SEE ORDERING CODE THREAD OPTION



REVISIONS			
REV	DESCRIPTION, ECN, EAR NO.	DATE	APPD
E	PRODUCT DRAWING (EAR 13219)	JAN28/08	K.L.
F	PRODUCT DRAWING (EAR 14617)	OCT27/17	K.L.



ORDERING CODE: MUSB-A111-XX

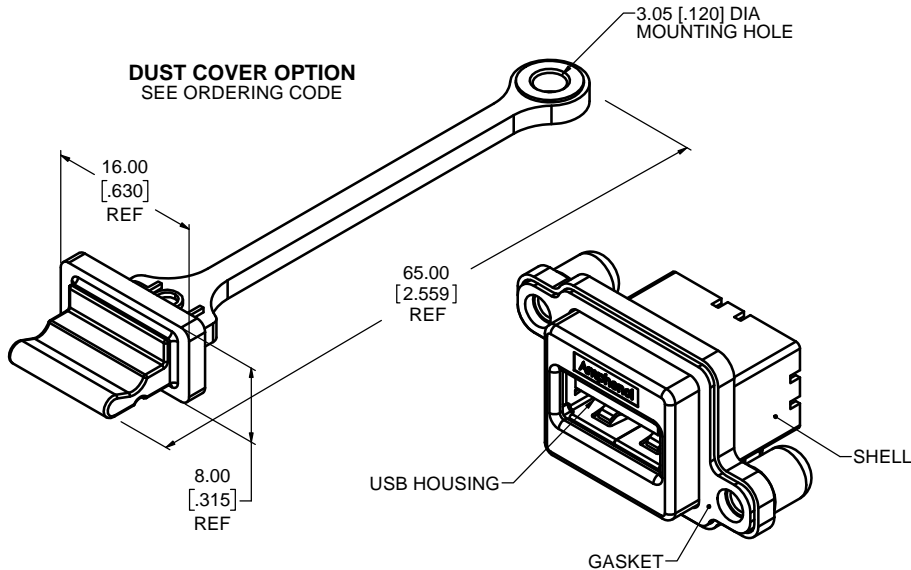
- SERIES, RUGGED USB
- USB SERIES 'A' RECEPTACLE, SINGLE PORT, RIGHT ANGLE PCB TAIL
- THREAD OPTION
 - 3 = #4-40 UNC THREAD
 - M = M3 x 0.5 THREAD
- DUST COVER OPTION
 - 0 = NO DUST COVER SUPPLIED
 - 1 = WITH GREY DUST COVER SUPPLIED
 - 5 = WITH BLACK DUST COVER SUPPLIED

SPECIAL CONNECTORS
MANY UNIQUE FEATURES ARE READILY AVAILABLE TO SUIT CUSTOMER REQUIREMENTS. CONSULT WITH AMPHENOL CANADA FOR DETAILS.

NOTES:

- MATERIAL:**
 - ALL MATERIALS ARE RoHS COMPLIANT PER EU DIRECTIVE 2011/65/EU AND AMENDMENTS
 - OUTER SHELL - DIECAST ZINC ALLOY, NICKEL PLATED
 - CONTACTS - PHOSPHOR BRONZE, PLATED WITH 0.76 MICRONS (30 MICROINCHES) GOLD OVER 1.27 MICRONS (50 MICROINCHES) MINIMUM NICKEL ON THE MATING AREA WITH TIN PLATING ON THE TAILS.
 - USB HOUSING - ENGINEERING THERMOPLASTIC, HIGH TEMPERATURE RESISTANT, FLAMMABILITY RATING UL94V-0, BLACK.
 - USB SHELL & BACK COVER - COPPER ALLOY, NICKEL PLATED
 - GASKET - SILICONE RUBBER, BLACK
 - DUST COVER - SILICONE RUBBER WITH NICKEL PLATED BRASS MOUNTING INSERT. SEE ORDERING CODE FOR DUST COVER COLOUR OPTIONS.
- ENVIRONMENTAL PERFORMANCE PER IEC 60529 CODE IP67 FOR SEAL BETWEEN MATING AREA AND PCB SIDE OF CONNECTOR. GASKET PROVIDES SEAL TO INSIDE FACE OF ENCLOSURE PANEL. AVAILABLE DUST COVER PROVIDES ADDED PROTECTION.
- CURRENT RATING: 1.5 AMPERES
- CONTACT RESISTANCE: 30 MILLIOHMS MAXIMUM.
- OPERATING TEMPERATURE: -40°C TO +105°C.
- DUST COVERS MAY BE ORDERED SEPARATELY. SPECIFY
 - PART NUMBER MUSB-2A111-014BP FOR THE GREY COVER OR
 - PART NUMBER MUSB-2A111-024BP FOR THE BLACK COVER.

DUST COVER OPTION
SEE ORDERING CODE



UNLESS SPECIFIED OTHERWISE	DRAWN	S.SEMENOV	MAR1/07
PRIMARY UNITS MILLIMETERS	CHECKED	S.SEMENOV	MAR1/07
SECONDARY UNITS INCHES	M.E. APPD		
REFERENCE IN PARENTHESES	Q.A. APPD		
GENERAL TOLERANCES	DWG APPR.	A.GREEN	MAR1/07
1 DECIMAL PLACE	ENG. REL. NO.		
2 DECIMAL PLACES ±0.15	REF.		
3 DECIMAL PLACES	THIRD ANGLE PROJECTION		
ANGULAR DEGREES	DO NOT SCALE DRAWING		

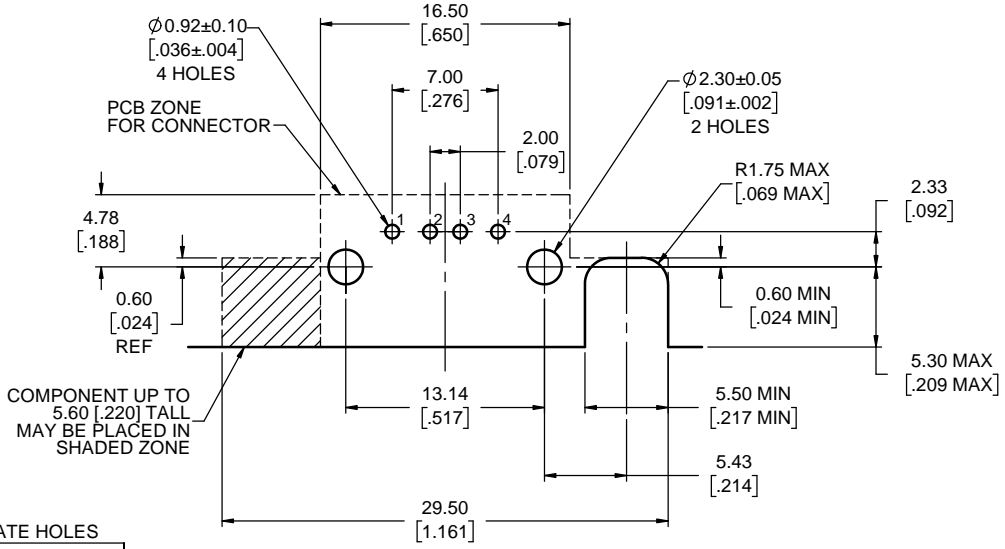
Amphenol Canada Corp.
www.amphenolcanada.com

MUSB SERIES RUGGED USB CONNECTOR, SERIES 'A' RECEPTACLE, SINGLE PORT, RIGHT ANGLE PCB TAIL, THREAD & DUST COVER OPTIONS, RoHS COMPLIANT

DWG. NO. **P-MUSB-A111-XX** REV **F**

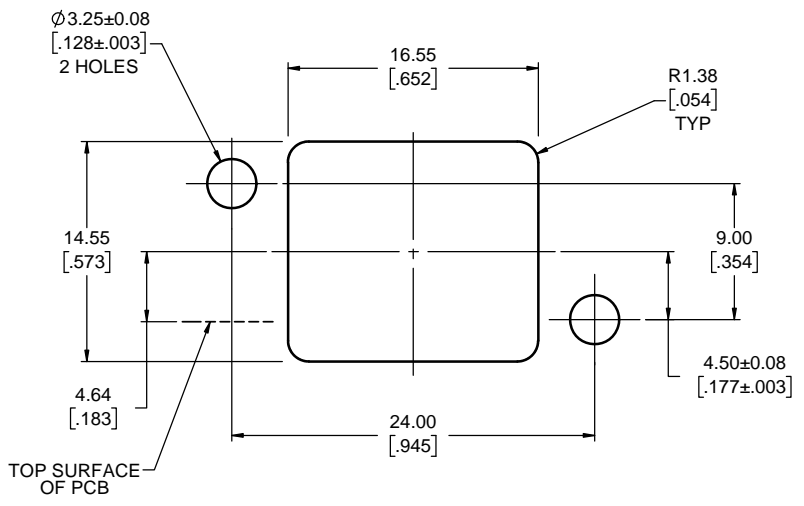
CODE ID NO. 03554 DWG SIZE: X SCALE: 3:1 SHEET 1 OF 2

REVISIONS			
REV	DESCRIPTION, ECN, EAR NO.	DATE	APPD
E	PRODUCT DRAWING (EAR 13219)	JAN28/08	K.L.
F	PRODUCT DRAWING (EAR 14617)	OCT27/17	K.L.

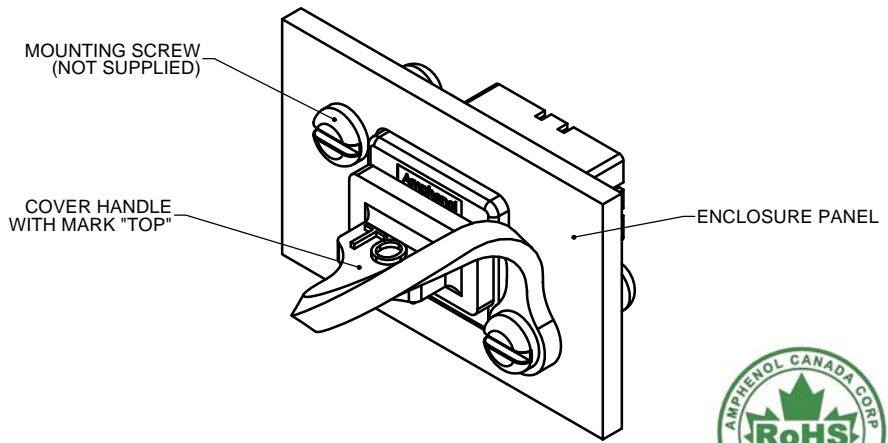


RECOMMENDED PCB LAYOUT
COMPONENT SIDE OF BOARD

LOCATE HOLES
 $\varnothing 0.13 [0.005]$ DIA
 POSITION DIMENSIONS ARE BASIC



RECOMMENDED PANEL CUTOUT
OUTSIDE VIEW OF PANEL



DUST COVER APPLICATION



UNLESS SPECIFIED OTHERWISE	DRAWN	S.SEMENOV	MAR1/07
PRIMARY UNITS MILLIMETERS	CHECKED	S.SEMENOV	MAR1/07
SECONDARY INCHES	M.E. APPD		
REFERENCE IN PARENTHESES	Q.A. APPD		
GENERAL TOLERANCES	DWG APPR.	A.GREEN	MAR1/07
1 DECIMAL PLACE	ENG. REL. NO.		
2 DECIMAL PLACES ±0.15	REF.		
3 DECIMAL PLACES	THIRD ANGLE PROJECTION		
ANGULAR DEGREES	DO NOT SCALE DRAWING		

Amphenol Canada Corp.
www.amphenolcanada.com
MUSB SERIES RUGGED USB CONNECTOR, SERIES 'A' RECEPTACLE, SINGLE PORT, RIGHT ANGLE PCB TAIL, THREAD & DUST COVER OPTIONS, RoHS COMPLIANT

DWG. NO. **P-MUSB-A11-XX** REV **F**

CODE ID NO. 03554 DWG SIZE: X SCALE: 4:1 SHEET 2 OF 2