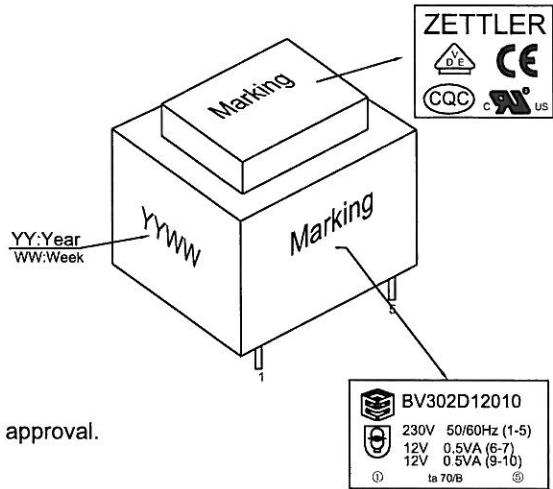


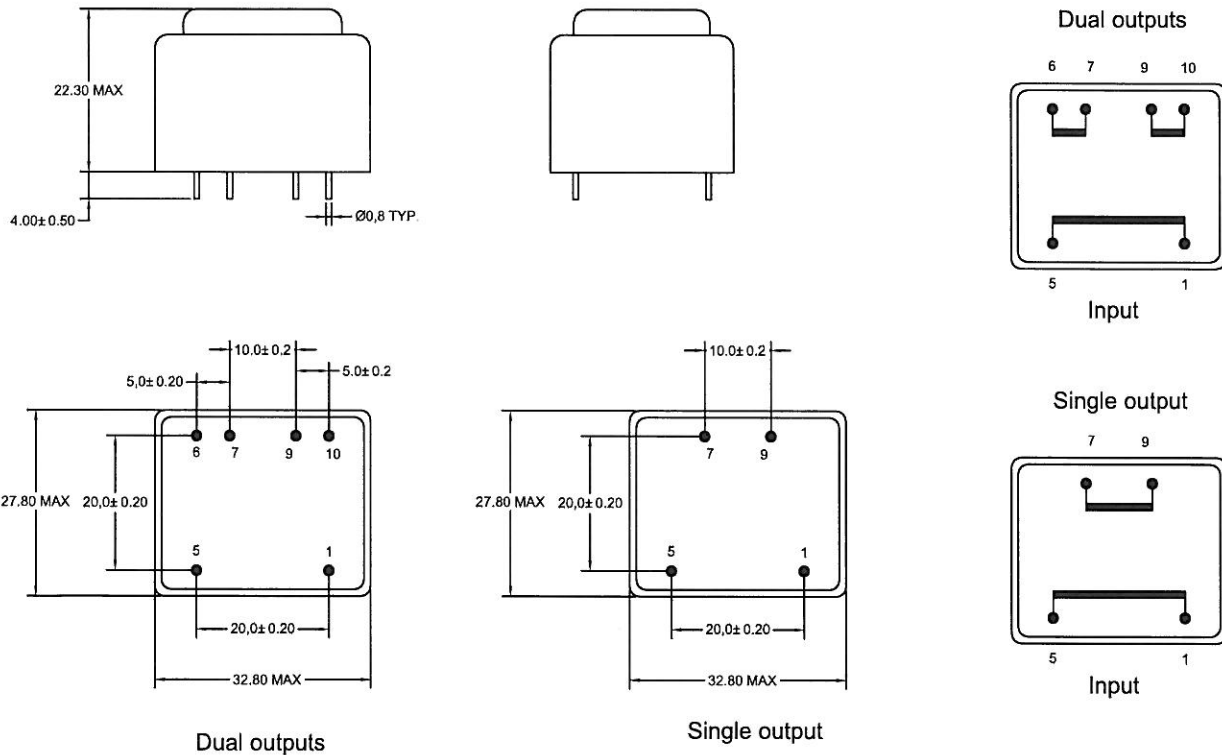
# SEALED TRANSFORMER, PCB 1VA EI 30-10.5 SERIES

## 1. ELECTRICAL SPECIFICATIONS:

- A. Input Voltage and Frequency: 115/230V @ 50/60 Hz
- B. Secondary Voltage: See Electrical Table
- C. Ambient Temperature: 70° C MAX allowed.
- D. Insulation Resistance:
  - 100M Ohm Min @ 500VDC PRI. to SEC.
- E. Hi-Pot:
  - 4200Vrms 1mA 1second @ PRI. to SEC.
- F. Approvals:
  - UL506, UL1585 class 2 and class 3, VDE, EN61558, EN60950
- G. When the primary is 115V input, the transformer are non CQC approval.



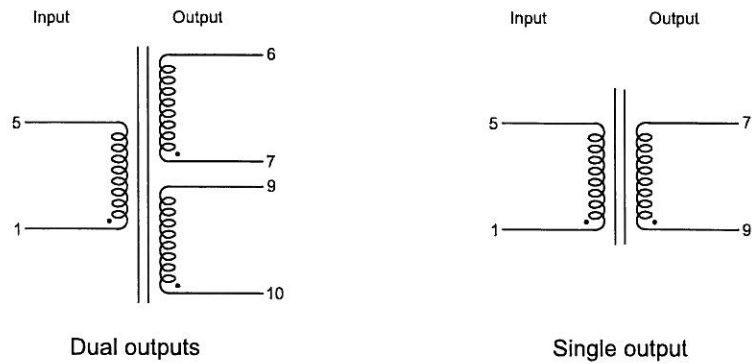
## 2. MECHANICAL SPECIFICATIONS:



A1	Changed the hi-pot from 2800V to 4200V, for 115V primary	Winston	2008-3-18
REV.	DESCRIPTION	DRAWN	DATE(M/D/Y)

TOLERANCE	SCALE NOT 1:1	UNIT mm	DATE (M/D/Y)	MODEL DESCRIPTION	
X	± 0.3	DRAWN	Janise	ZETTLER MAGNETICS	MATERIAL 120° C or higher
X.X	± 0.2	CHECKED			MODEL: EI 30-10.5 1VA
X.XX	± 0.1	APPROVED		TITLE EI 30-10.5 1VA	SHEET: 1 OF 2
THICKNESS	/				
REV.	A0				

3. SCHEMATIC DIAGRAM:



4. ELECTRICAL TABLE:

Part Number (Input:115V)	Part Number (Input:230V)	Secondary Voltage (V)		Secondary current (mA)	No-load Voltage (V)(max)	Ambient temperature (°C)	Rated Power (VA)
BV301S06010	BV302S06010	6±10%		167	8.6	T 70 B	1
BV301S09010	BV302S09010	9±10%		111	12.9	T 70 B	1
BV301S12010	BV302S12010	12±10%		83	17.2	T 70 B	1
BV301S15010	BV302S15010	15±10%		67	21.6	T 70 B	1
BV301S18010	BV302S18010	18±10%		56	25.9	T 70 B	1
BV301S24010	BV302S24010	24±10%		42	37.9	T 70 B	1
BV301D06010	BV302D06010	6±10%	6±15%	2×83	2×8.6	T 70 B	1
BV301D09010	BV302D09010	9±10%	9±15%	2×56	2×12.9	T 70 B	1
BV301D12010	BV302D12010	12±10%	12±15%	2×42	2×19	T 70 B	1
BV301D15010	BV302D15010	15±10%	15±15%	2×33	2×23.6	T 70 B	1
BV301D18010*	BV302D18010*	18±10%	18±15%	2×28	2×24.9	T 70 B	1
BV301D24010*	BV302D24010*	24±10%	24±15%	2×21	2×37.9	T 70 B	1

\* To be noted: \*marked transformers are non VDE approved.  
Those transformers meet all requirement of EN61558-2-4.

TOLERANCE		SCALE NOT 1:1	UNIT mm	DATE (M/D/Y)	MODEL DESCRIPTION
X	±0.3	DRAWN	Janise	2008-1-16	<b>ZETTLER MAGNETICS</b>  <b>TITLE</b> EI 30-10.5 1VA
X.X	±0.2	CHECKED			
X.XX	±0.1	APPROVED			
THICKNESS	/				
REV.	A0				

REV.	DESCRIPTION	DRAWN	DATE(M/D/Y)

MATERIAL 120° C or higher
MODEL: EI 30-10.5 1VA
SHEET: 2 OF 2