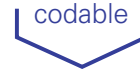


# Insulated headers for PC boards

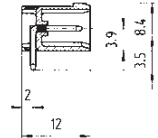
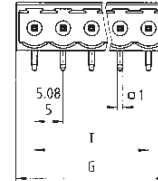
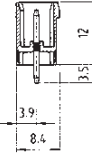
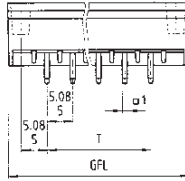
Spacings: 5.00/5.08 mm

# wiecon PCB



Rated current:  
12 A

Rated voltages:  
250 V/4 kV/3 – Overvoltage category III  
400 V/4 kV/2 – Overvoltage category II  
1000 V/4 kV/1 – Overvoltage category I



Solder pin 1 x 1 mm  
Bore hole Ø 1.4 mm

**with screw flange**

**Type 8113 S/... GF, 8213 S/... GF**

vertical mount



Solder pin 1 x 1 mm  
Bore hole Ø 1.4 mm

**closed version**

**Type 8113 S/... W, 8213 S/... W**

horizontal mount

Rated voltages: VDE 0110

UL ratings

CSA ratings

Approvals

300 V 15 A  
300 V 15 A

300 V 15 A  
300 V 15 A



Std. pack		G	T	Poles	Part no.	Part no.	GFL	T	Part no.
<b>Spacing: 5.00 mm</b>					unmarked		unmarked		
100	11.40	5	2	25.338.3253.0		20	5	25.332.3253.0	
100	16.40	10	3	25.338.3353.0		25	10	25.332.3353.0	
50	21.40	15	4	25.338.3453.0		30	15	25.332.3453.0	
50	26.40	20	5	25.338.3553.0		35	20	25.332.3553.0	
50	31.40	25	6	25.338.3653.0		40	25	25.332.3653.0	
50	36.40	30	7	25.338.3753.0		45	30	25.332.3753.0	
50	41.40	35	8	25.338.3853.0		50	35	25.332.3853.0	
50	46.40	40	9	25.338.3953.0		55	40	25.332.3953.0	
50	51.40	45	10	25.338.4053.0		60	45	25.332.4053.0	
50	56.40	50	11	25.338.4153.0		65	50	25.332.4153.0	
50	61.40	55	12	25.338.4253.0		70	55	25.332.4253.0	
50	66.40	60	13	25.338.4353.0		75	60	25.332.4353.0	
50	71.40	65	14	25.338.4453.0		80	65	25.332.4453.0	
50	76.40	70	15	25.338.4553.0		85	70	25.332.4553.0	
50	81.40	75	16	25.338.4653.0		90	75	25.332.4653.0	
					17 to 22pole upon request		17 to 24pole upon request		
<b>Spacing: 5.08 mm</b>					unmarked		unmarked		
100	11.56	5.08	2	25.359.3253.0		20.32	5,08	25.352.3253.0	
100	16.64	10.16	3	25.359.3353.0		25.40	10,16	25.352.3353.0	
50	21.72	15.24	4	25.359.3453.0		30.48	15,24	25.352.3453.0	
50	26.80	20.32	5	25.359.3553.0		35.56	20,32	25.352.3553.0	
50	31.88	25.40	6	25.359.3653.0		40.64	25,40	25.352.3653.0	
50	36.96	30.48	7	25.359.3753.0		45.72	30,48	25.352.3753.0	
50	42.04	35.56	8	25.359.3853.0		50.80	35,56	25.352.3853.0	
50	47.12	40.64	9	25.359.3953.0		55.88	40,64	25.352.3953.0	
50	52.20	45.72	10	25.359.4053.0		60.96	45,72	25.352.4053.0	
50	57.28	50.80	11	25.359.4153.0		66.04	50,80	25.352.4153.0	
50	62.36	55.88	12	25.359.4253.0		71.12	55,88	25.352.4253.0	
50	67.44	60.96	13	25.359.4353.0		76.20	60,96	25.352.4353.0	
50	72.52	66.04	14	25.359.4453.0		81.28	66,04	25.352.4453.0	
50	77.60	71.12	15	25.359.4553.0		86.36	71,12	25.352.4553.0	
50	82.68	76.20	16	25.359.4653.0		91.44	76,20	25.352.4653.0	
					17 to 22pole upon request		17 to 24pole upon request		
<b>Accessories:</b>									
Coding piece (strip)	100			05.561.0053.0		05.561.0053.0			
Fixing device assembly - for screw flanges on both sides of the header	100			Z5.523.2453.0		Z5.523.2453.0			