



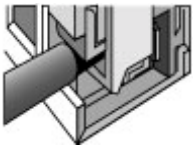
Screw Connectors for Printed Circuit Boards

TYPE 140-A-111

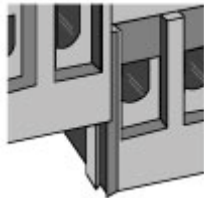
5 mm spacing - 2 to 24 poles



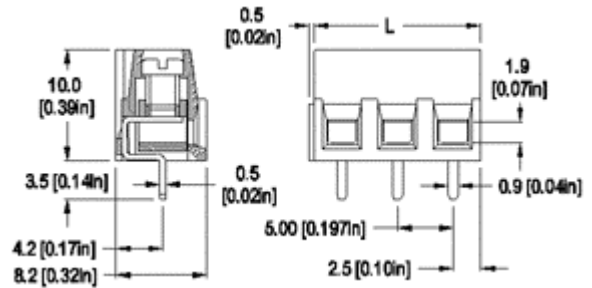
Distributor Stock Check



Elevator Style Clamping



Dovetail Interlocking Feature



Dimensions: mm (in.)

Length of Connector (L)

L = No. of Poles x Center to Center Spacing

When locating connector, allow 0.5 mm clearance around it for process-induced variations.

Description

- Dovetail version
- Wire entrance parallel to PC Board
- Elevator-style clamping mechanism
- Can be factory, field or distributor assembled to almost any length

Technical Data

Center to Center Spacing: 5 mm (0.197 in.)

Nominal Cross Section:

1.5 mm² (2325 mils²)

Wire Stripping Length: 6 mm (0.25 in.)

Recommended Hole Diameter in PC Board:

1.2 mm (0.047 in.)

Approval Information

UL File No. E69841

CSA File No. LR24322

Rating	Current(A)	Voltage(V)	Application group	AWG
UL	10	300	B,C,D	30-14
CSA	15	300	B	30-14

* UL: 20A range for factory wiring only.

Screw Tightening Torque:

UL: 4.5 lbf·in

CSA: 0.51 Nm

Rated Impulse Withstand Voltage: 2500 V

Material

Molding: Polyamide, self extinguishing UL 94, V-0, color grey

Temperature limits:

Short Time: 140°C (284°F)

Continuous: RTI 105°C (221°F)

Low Limit: -40°C (-40°F)

Comparative Tracking Index: CTI > 600

Oxygen Index Rating: 33%

Terminal Body: Nickel plated copper alloy

Solder Pin and Pressure Plate: Tin plated copper alloy

Screw: M3, Slotted head, zinc plated blue passivated, steel substrate

Solder Pin: 0.9 mm x 0.5 mm (0.04 in. x 0.02 in.),

Item

140-A-111

Options

- CN: Consecutive Numbering (hot stamped numbers)
- SM: Special Marking (please provide sketch)
- BS: Copper Alloy Screws
- G05: Gold Plating (5 micro inches)
- G30: Gold Plating (30 micro inches)
- S30: Silver Plating (30 micro inches)

Note: Plated components: solder pin and pressure plate

Accessories

140-A-111/

POLES:
02 to 24