



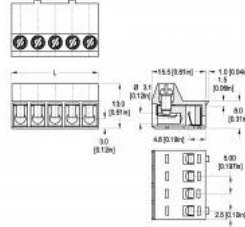
SEARCH SITE

PLUG-IN SCREW CONNECTOR SYSTEM FOR PRINTED CIRCUIT BOARDS

970-NFBW (-DS)

5.00 mm (0.197 in) Spacing - 2-12 poles

[Print this page](#)



[Distributor stock check](#)

[additional photos](#)

[view 3d model](#)

[TECHNICAL INFORMATION](#)

[APPROVAL INFORMATION](#)

[PLUGS WITH](#)

[HOW TO ORDER](#)

Description

Type 970-NFBW (-DS) plug feature a more secure and reliable connection by means of interlocking tabs.

Plug

End-to-end stackable while maintaining the 5 mm spacing.

Technical Data

Center to Center Spacing: 5.000 mm (0.197 in)

Nominal Cross Section: 2.5 mm² (3875 mils²)

Wire Stripping Length: 5.500 mm (0.217 in)

Bill of Materials

Molding : Polyamide, Self extinguishing UL 94, V-0

Color : Grey

Temperature limits : Short Time : 140 °C (284 °F)

Continuous : 105 °C (221 °F)

Low Limit : -40 °C (-40 °F)

Comparative Tracking Index : CTI ≥ 600 V

Oxygen Index Rating : 32 %

Terminal Body: Tin plated copper alloy

: Tin plated copper alloy

Spring Clip: Stainless steel strip

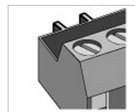
Screw: Slotted head, zinc plated blue passivated, steel substrate M3

Application

This product is recommended for applications which require additional plug to header retention, or in high vibration areas.

Visual Description

Interlocking Tabs mate with 971-FBWP Header





RoHS WEEE Pb free surface compliant



Approval Information

UL File No. [E69841](#) | CSA File No. [LR24322](#)

	TYPE (Spacing)	Current (A)	Voltage (V)	Application Group	AWG	Screw Tightening Torque
	970-NFBW (-DS) 5.0 mm	20	300	B,D	22-12	4.5 lbfin
	970-NFBW (-DS) 5.0 mm	10 20	300 300	D, E B	26-12 26-12	0.4 Nm 0.51 Nm

Version DS is CSA certified for 26-14 AWG.

International Approval Information



Rated Impulse Withstand Voltage : 2500 V

**Plug-In Direction Perpendicular to PCB and
Wire Entrance Parallel to PCB**



TYPE 971-FBWP
5.00 mm spacing - 2-12 poles

Please fill in the How to Order box

- | | |
|---|----------|
| <input type="checkbox"/> Request Sample | Quantity |
| <input type="checkbox"/> Request Quote | Quantity |

970-NFBW

Wire protector:

Select one

Poles:

Select one

OPTIONS:

- CN: Consecutive Numbering (hot stamped numbers)
- G05: Gold Plating (5 micro inches)
- G30: Gold Plating (30 micro inches)
- PS: Zinc plated clear Passivated, steel substrate
- S30: Silver Plating (30 micro inches)
- SM: Special Marking (please provide sketch)

Accessories

[970-J2, Jumper](#)

[BST -3.50/ -5.00/ -5.08/ -7.50/ -10.00/ -10.16, Self Adhesive Marking Strips](#)

[970-J1, Jumper](#)

[LST-1.3X6.5 /8.5, LST Single Pins](#)

Notes

Plated component: terminal body

ADD TO CART