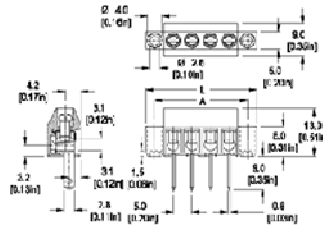




MULTI-POINT TAB AND SCREW CONNECTORS FOR PANEL / CHASSIS MOUNTING

970-B-2.8 (-DS)
 5.00 mm (0.197 in) Spacing - 2 - 8 poles

[Print this page](#)



ZOOM

Dimensions: mm (in.)

Length of Connector (L)

L = No. of Poles x Center to Center Spacing + 11 mm

[distributor stock check](#)

[view 3d model](#)

When locating connector, allow 0.5 mm clearance around it for process-induced variations.

TECHNICAL INFORMATION

APPROVAL INFORMATION

HOW TO ORDER

Description

Type 970-B-2.8 feed through tab connectors provide high density connections for unterminated stripped wires at the screw clamp side, and for 2.8 mm (0.110 in.) female receptacles at the tab side.

The male tabs may be accessed through a cutout in the panel which enables the external wiring to be terminated to the inside of the enclosure. Mounting flanges are provided at either end for mounting with a nut and bolt.

Recommended mounting hardware: M2 cheese head screw (#2-56 fillister head screw) or similar sized sheet metal screw, self-tapping screw or rivet.

Technical Data

Center to Center Spacing: 5 mm (0.197 in)

Nominal Cross Section: Tab side: 1 mm² (1550 mils²) Screw side: 2.5 mm² (3874 mils²)

Wire Stripping Length: 6 mm (0.24 in.)

Bill of Materials

Molding : polyamide, self extinguishing to UL 94, V-0

Color : grey

Temperature limits : Short Time : 140 °C (284 °F)
 Continuous : RTI 105 °C (221 °F)
 Low Limit : -40 °C (-40 °F)

Comparative Tracking Index : CTI ≥ 400 V

Oxygen Index Rating : 25%

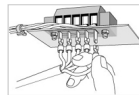
Terminal Body and Tabs: Tin plated copper alloy

Screw: M3 Slotted head, zinc plated blue passivated, steel substrate

Wire Protector: Tin plated copper alloy

Tabs: 2.8 mm (0.110 in.)

Visual Description





RoHS WEEE Pb free surface compliant



Approval Information

UL File No. [E69841](#) | CSA File No. [LR24322](#)

	TYPE (Spacing)	Current (A)	Voltage (V)	Application Group	AWG	Screw Tightening Torque
	970-B-2.8 (-DS) 5.0 mm	8	300	B, C	22-12	4.5 lbfin
	970-B-2.8 (-DS) 5.0 mm	8	300	B, D, E	22-10	0.51 Nm

UL: 24-26 AWG range for factory wiring only. DS version is CSA certified for 26-10 AWG.

Please fill in the How to Order box

- | | |
|---|----------|
| <input type="checkbox"/> Request Sample | Quantity |
| <input type="checkbox"/> Request Quote | Quantity |

970-B-2.8

Wire protector:

Select one

Poles:

Select one

OPTIONS:

- BS: Copper Alloy Screw
- CN: Consecutive Numbering (hot stamped numbers)
- G05:;ld Plating (5 micro inches)
- G30:;ld Plating (30 micro inches)
- PS: Zinc plated clear Passivated, steel substrate
- S30: Silver Plating (30 micro inches)
- SM: Special Marking (please provide sketch)
- WG: Wire Guide

Accessories

[BST Self Adhesive Marking Strips. Consecutively numbered. Jumper, Type 970-J1.](#)

Notes

Plated component: terminal body

Ordering Notes

Other center to center spacings are available. Please consult factory.

ADD TO CART