




Plug-in Screw Connector System for Printed Circuit Boards

TYPE 120-M-121 /-221
5 mm spacing - 2 to 24 poles



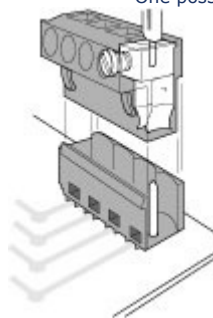
Distributor Stock Check



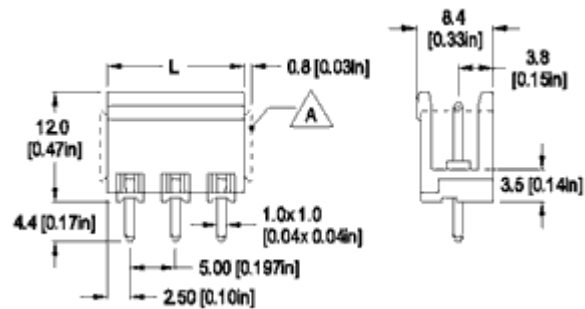
120-M-121



One possible variation of assembly



RoHS WEEE Pb free surface compliant



Dimensions: mm (in.)

Length of Connector (L)

L = No. of Poles x Center to Center Spacing
(A) Side walls for 120-M-221 only

When locating connector, allow 0.5 mm clearance around it for process-induced variations.

Approval Information

UL File No.E69841

CSA File No.LR24322

Rating	Current(A)	Voltage(V)	Application group	AWG
UL	15	300	B	
UL	10	300	D	
CSA	15	300	B	
CSA	10	300	D,E	

International Approvals:



Rated Impulse Withstand Voltage: 2500 V

Material

Molding: Polyamide, self extinguishing UL 94, V-0, color grey

Temperature limits:

Short Time: 140°C (284°F)

Continuous: RTI 105°C (221°F)

Low Limit: -40°C (-40°F)

Comparative Tracking Index: CTI > 600

Oxygen Index Rating: 33%

Solder Pin: 1 x 1 mm (0.04 x 0.04 in.), Tin plated copper alloy

Description

- Header
- Plug-In Direction Perpendicular to PCB and Wire Entrance Parallel to PCB when plugged with 120-D-111, 120-D-121
- Plug-In Direction and Wire Entrance Perpendicular to PCB when plugged with 120-A-111

Technical Data

Center to Center Spacing: 5 mm (0.197 in.)
Recommended Hole Diameter in PC Board:
 1.4 mm (0.055 in.)

Illustration



Coding keys 120-K are available to prevent the insertion of the wrong plug into a header. These are usually field inserted but can be factory installed if required.

Item **120-M-121 /-221**

Options

- CN: Consecutive Numbering (hot stamped numbers)
- SM: Special Marking (please provide sketch)
- G05: Gold Plating (5 micro inches)
- G30: Gold Plating (30 micro inches)
- S30: Silver Plating (30 micro inches)
- 14.5MM: Solder Pin length of 14.5 mm
- PY: Poka Yoke Terminal Blocks

Note: Plated component: solder pin

Ordering Note: Voltage rating for 10 mm spacing is UL certified for 15A - 300V / C and for 5A - 600V / D and CSA certified for 600 / D,E (120-M-122 /-222).

Accessories

120-M-	SIDEWALLS: without: 1 with: 2	POLES: 02 to 24
	21/	