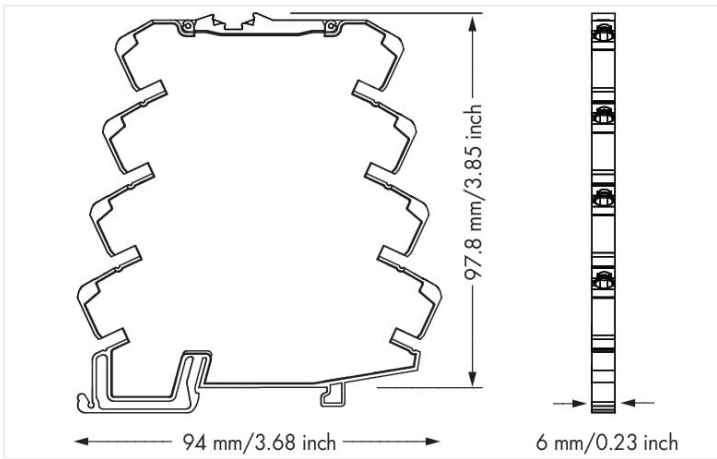
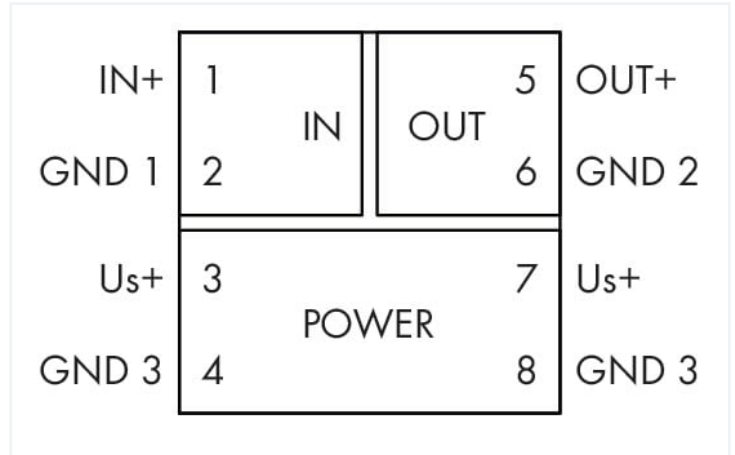


# Data Sheet | Item Number: 857-412

Isolation amplifier; Voltage input signal; Voltage output signal; Supply voltage: 24 VDC; 6 mm module width; 2,50 mm<sup>2</sup>

<https://www.wago.com/857-412>



Dimensions in mm

### Short description:

WAGO's pre-configured signal conditioner converts, amplifies, filters and electrically isolates analog standard signals. **Features:**

- Input/output: current or voltage signal
- 3-way electrical isolation with 2.5 kV test voltage

Notes	
Safety information	Input and output must be safely isolated from any hazardous live parts!
Note	The 3 (Us+), 7 (Us+), 4 (GND 3) and 8 (GND 3) connections are internally commoned. Current carrying capacity between 3/4 and 7/8 connections: 1 A (max.) <b>Use shielded signal lines!</b> Only use shielded signal lines for analog input and output signals. Only then can you ensure that the accuracy and interference immunity specified for the device can be achieved, even in the presence of interference acting on the signal cable.

Technical data	
<b>Configuration</b>	
Configuration options	Pre-configured
<b>Input</b>	
Input signal type	Voltage
Input signal (voltage)	0 ... 10 V; 2 ... 10 V
Input resistance (voltage input)	≥ 100 kΩ
Input voltage (max.)	30 V

### Output (analog)

Output signal type	Voltage
Output signal (voltage)	0 ... 10 V; 2 ... 10 V
Load impedance (voltage output)	$\geq 2 \text{ k}\Omega$

### Signal processing

Limit frequency	100 Hz
Step response (typ.)	3.5 ms

### Measurement error

Transmission error (typ.)	$\leq 0.1 \%$ of upper-range value
Temperature coefficient	$\leq 0.01 \%/K$

### Power supply

Power supply type	24 VDC
Nominal supply voltage $U_S$	DC 24 V
Supply voltage range	$\pm 30 \%$
Current consumption at nominal supply voltage	$\leq 20 \text{ mA}$

### Operating data

Current consumption	$\leq 25 \text{ mA}$
---------------------	----------------------

### Safety and protection

Rated voltage	300 V
Protection type	IP20

### Test voltage

Test voltage (input/output/supply)	AC 3 kV; 50 Hz; 1 min
------------------------------------	-----------------------

### Insulation coordination

Overvoltage category	II
Pollution degree	2
Insulation type (input IN 2.1/relay output)	Functional insulation
Insulation type (adjacent devices)	Reinforced insulation (safe isolation)

### Connection data

Connection technology	Push-in CAGE CLAMP®
Solid conductor	0.08 ... 2.5 mm <sup>2</sup> / 28 ... 14 AWG
Fine-stranded conductor	0.34 ... 2.5 mm <sup>2</sup> / 22 ... 14 AWG
Strip length	9 ... 10 mm / 0.35 ... 0.39 inches

### Physical data

Width	6 mm / 0.236 inches
Height	94 mm / 3.701 inches
Depth from upper-edge of DIN-rail	97.8 mm / 3.85 inches

### Mechanical data

Mounting type	DIN-35 rail
---------------	-------------

### Material data

Insulation material	Polyamide (PA66)
Flammability class per UL94	V0
Fire load	0.363 MJ
Weight	35.6 g

### Environmental requirements

Ambient temperature (operation)	-25 ... +70 °C
Ambient temperature (storage)	-40 ... +85 °C
Processing temperature	-25 ... +50 °C
Temperature range of connection cable	$\geq (T_{\text{ambient}} + 25 \text{ K})$
Relative humidity	5 ... 95 % (no condensation permissible)
Operating altitude (max.)	2000 m

### Standards and specifications

Conformity marking	CE
EMC immunity to interference	EN 61000-6-2
EMC emission of interference	EN 61000-6-4
Standards/specifications	EN 61010-1

### Commercial data

Product Group	6 (INTERFACE ELECTRONIC)
eCl@ss 10.0	27-21-01-20
eCl@ss 9.0	27-21-01-20
ETIM 8.0	EC002653
ETIM 7.0	EC002653
PU (SPU)	1 pcs
Packaging type	Bag
Country of origin	DE
GTIN	4045454471309
Customs tariff number	85437090300

### Environmental Product Compliance

RoHS Compliance Status	Compliant, No Exemption
SCIP notification number (Austria)	ea9905d9-dd39-4427-a795-254278c09f8e
SCIP notification number (Belgium)	4b738452-4977-4af9-9aaf-ef41e3bb2eea
SCIP notification number (Bulgaria)	c5dfb54e-8cf7-4efd-82a7-9175592951b9
SCIP notification number (Czech Republic)	e3c5e78e-87f0-4022-ba04-4797129ddc12
SCIP notification number (Denmark)	fce12377-0557-4b21-9439-99554bc995fa
SCIP notification number (Finland)	2be5d354-f861-4897-880e-58acb5aecdd10
SCIP notification number (France)	0fd92282-b633-4c27-ac35-47f0b79265ca
SCIP notification number (Germany)	fcc600bd-eef5-4520-ad8b-694dd42b04cf
SCIP notification number (Hungary)	5f74e66d-8252-41fa-b0b4-546399855ebf
SCIP notification number (Italy)	b767196c-afdb-4720-8608-c3c3c8d3b71c
SCIP notification number (Netherlands)	add308f0-0cb3-4e25-8f3d-e06ae5cf3b15
SCIP notification number (Poland)	c154edb9-f830-4428-94e1-1e15b1c436e7
SCIP notification number (Romania)	8fecf5a4-2498-4570-8fb7-0d76a1ba7b18
SCIP notification number (Sweden)	77c83d89-058b-4c02-921c-1e7ba56819ca

Approvals / Certificates

General approvals



Approval	Standard	Certificate Name
EAC GZO Almaty Standart	TP TC 020/2011	EAC CoC 03081
UL Underwriters Laboratories Inc. (ORDINARY LOCATIONS)	UL 508	E175199 Sec.4

Declarations of conformity and manufacturer's declarations

Approval	Standard	Certificate Name
EU-Declaration of Conformity WAGO GmbH & Co. KG	-	-

Approvals for marine applications



Approval	Standard	Certificate Name
BV Bureau Veritas S.A.	Rules for class. of Steel Ships	40179_B0
DNV DNV Germany GmbH	DNV-CG-0339, Aug. 2021	TAA00001D1

Approvals for hazardous areas



Approval	Standard	Certificate Name
ATEX TUEV Nord Cert GmbH	EN 60079-0	TUEV14ATEX112692X (II 3G Ex ec IIC T4 Gc)
CCC CNEX	CNCA-C23-01	2020312310000210 (Ex ec IIC T4 Gc)
IECEx TUEV Nord Cert GmbH	-	IECEX TUN14.0030X
UKEx WAGO GmbH & Co. KG	EN 60079-0	WAGO22UKEX004X
UL Underwriters Laboratories Inc. (HAZARDOUS LOCATIONS)	ANSI/ISA 12.12.01	E198726

Downloads

Environmental Product Compliance

Compliance Search

Environmental Product Compliance 857-412	<a href="#">↓</a>
--	-------------------

Documentation

Bid Text			
857-412	18.07.2019	xml 5.28 KB	<a href="#">↓</a>
857-412	18.07.2019	docx 18.19 KB	<a href="#">↓</a>
857-412	18.07.2019	pdf 72.47 KB	<a href="#">↓</a>

Instruction Leaflet			
CCC Ex (Additional information)	26.04.2023	pdf 140.99 KB	<a href="#">↓</a>
Messumformer und Trennverstärker	V 1.2.1 21.01.2020	pdf 1589.43 KB	<a href="#">↓</a>

CAD/CAE-Data

<b>CAD data</b>	<b>CAE data</b>
2D/3D Models 857-412	EPLAN Data Portal 857-412
	WSCAD Universe 857-412
	ZUKEN Portal 857-412

1 Compatible Products

1.1 Optional Accessories

1.1.1 Installation

1.1.1.1 Mounting accessories



[Item No.: 249-117](#)  
Screwless end stop; 10 mm wide; for DIN-rail 35 x 15 and 35 x 7.5; gray

[Item No.: 249-197](#)  
Screwless end stop; 14 mm wide; for DIN-rail 35 x 15 and 35 x 7.5; gray

[Item No.: 249-116](#)  
Screwless end stop; 6 mm wide; for DIN-rail 35 x 15 and 35 x 7.5; gray

1.1.2 Interface module

1.1.2.1 Interface adapters



[Item No.: 857-980](#)  
Interface adapter; 16-pole; analog

1.1.3 Jumper

1.1.3.1 Jumper



[Item No.: 281-482](#)  
Jumper; 2-way; insulated; gray



[Item No.: 859-410/000-006](#)  
Jumper; for jumper slot; 10-way; insulated; blue



[Item No.: 859-410](#)  
Jumper; for jumper slot; 10-way; insulated; light gray



[Item No.: 859-410/000-005](#)  
Jumper; for jumper slot; 10-way; insulated; red



[Item No.: 859-410/000-029](#)  
Jumper; for jumper slot; 10-way; insulated; yellow



[Item No.: 859-402/000-006](#)  
Jumper; for jumper slot; 2-way; insulated; blue



[Item No.: 859-402](#)  
Jumper; for jumper slot; 2-way; insulated; light gray



[Item No.: 859-402/000-005](#)  
Jumper; for jumper slot; 2-way; insulated; red



[Item No.: 859-402/000-029](#)  
Jumper; for jumper slot; 2-way; insulated; yellow



[Item No.: 859-403/000-006](#)  
Jumper; for jumper slot; 3-way; insulated; blue



[Item No.: 859-403](#)  
Jumper; for jumper slot; 3-way; insulated; light gray



[Item No.: 859-403/000-005](#)  
Jumper; for jumper slot; 3-way; insulated; red



[Item No.: 859-403/000-029](#)  
Jumper; for jumper slot; 3-way; insulated; yellow



[Item No.: 859-404/000-006](#)  
Jumper; for jumper slot; 4-way; insulated; blue



[Item No.: 859-404](#)  
Jumper; for jumper slot; 4-way; insulated; light gray



[Item No.: 859-404/000-005](#)  
Jumper; for jumper slot; 4-way; insulated; red

1.1.3.1 Jumper



**Item No.: 859-404/000-029**  
 Jumper; for jumper slot; 4-way; insulated; yellow



**Item No.: 859-405/000-006**  
 Jumper; for jumper slot; 5-way; insulated; blue



**Item No.: 859-405**  
 Jumper; for jumper slot; 5-way; insulated; light gray



**Item No.: 859-405/000-005**  
 Jumper; for jumper slot; 5-way; insulated; red



**Item No.: 859-405/000-029**  
 Jumper; for jumper slot; 5-way; insulated; yellow



**Item No.: 859-406/000-006**  
 Jumper; for jumper slot; 6-way; insulated; blue



**Item No.: 859-406**  
 Jumper; for jumper slot; 6-way; insulated; light gray



**Item No.: 859-406/000-005**  
 Jumper; for jumper slot; 6-way; insulated; red



**Item No.: 859-406/000-029**  
 Jumper; for jumper slot; 6-way; insulated; signal yellow



**Item No.: 859-407/000-006**  
 Jumper; for jumper slot; 7-way; insulated; blue



**Item No.: 859-407**  
 Jumper; for jumper slot; 7-way; insulated; light gray



**Item No.: 859-407/000-005**  
 Jumper; for jumper slot; 7-way; insulated; red



**Item No.: 859-407/000-029**  
 Jumper; for jumper slot; 7-way; insulated; yellow



**Item No.: 859-408/000-006**  
 Jumper; for jumper slot; 8-way; insulated; blue



**Item No.: 859-408**  
 Jumper; for jumper slot; 8-way; insulated; light gray



**Item No.: 859-408/000-005**  
 Jumper; for jumper slot; 8-way; insulated; red



**Item No.: 859-408/000-029**  
 Jumper; for jumper slot; 8-way; insulated; yellow



**Item No.: 859-409/000-006**  
 Jumper; for jumper slot; 9-way; insulated; blue



**Item No.: 859-409**  
 Jumper; for jumper slot; 9-way; insulated; light gray



**Item No.: 859-409/000-005**  
 Jumper; for jumper slot; 9-way; insulated; red



**Item No.: 859-409/000-029**  
 Jumper; for jumper slot; 9-way; insulated; yellow

1.1.4 Marking

1.1.4.1 Marker



**Item No.: 793-5501**  
 WMB marking card; as card; for terminal block width 5 - 17.5 mm; stretchable 5 - 5.2 mm; plain; snap-on type; white



**Item No.: 793-502**  
 WMB marking card; as card; MARKED; 1 ... 10 (10x); not stretchable; Horizontal marking; snap-on type; white



**Item No.: 793-566**  
 WMB marking card; as card; MARKED; 1 ... 50 (2x); not stretchable; Horizontal marking; snap-on type; white



**Item No.: 793-503**  
 WMB marking card; as card; MARKED; 11 ... 20 (10x); not stretchable; Horizontal marking; snap-on type; white



**Item No.: 793-504**  
 WMB marking card; as card; MARKED; 21 ... 30 (10x); not stretchable; Horizontal marking; snap-on type; white



**Item No.: 793-505**  
 WMB marking card; as card; MARKED; 31 ... 40 (10x); not stretchable; Horizontal marking; snap-on type; white



**Item No.: 793-506**  
 WMB marking card; as card; MARKED; 41 ... 50 (10x); not stretchable; Horizontal marking; snap-on type; white



**Item No.: 793-501**  
 WMB marking card; as card; not stretchable; plain; snap-on type; white



**Item No.: 2009-115**  
 WMB-Inline; for Smart Printer; 1500 pieces on roll; stretchable 5 - 5.2 mm; plain; snap-on type; white

### 1.1.4.2 Marking strip



**Item No.: 2009-110**

Marking strips; for Smart Printer; on reel; not stretchable; plain; snap-on type; white

### 1.1.5 Power supply

#### 1.1.5.1 Power supply unit



**Item No.: 787-2852**

Switched-mode power supply; 1-phase; 24 VDC output voltage; 1 A output current

### 1.1.6 Terminal blocks

#### 1.1.6.1 Supply module



**Item No.: 857-979**

Supply and through module

#### 1.1.6.2 Through terminal block



**Item No.: 857-979**

Supply and through module

### 1.1.7 Tool

#### 1.1.7.1 Operating tool




**Item No.: 210-720**

Operating tool; Blade: 3.5 x 0.5 mm; with a partially insulated shaft; multicoloured

## Installation Notes

### Commoning



Commoning, not discrete wiring – Same outline allows use of a single in-line, push-in jumper.