

Color: ■ black

This unmanaged industrial ETHERNET switch (852-1102) has 8 Gigabit ETHERNET ports for easily setting up small- to medium-sized networks. Its slim design paired with a DIN-rail adapter simplifies installation in the control cabinet and provides high vibration and shock resistance. Additionally, automatic transmission rate detection (auto-negotiation) and automatic identification of the transmit and receive lines (Auto MDI-X) allow simple plug-and-play operation, saving time and money during commissioning.

Status LEDs, a redundant power supply and an alarm contact (configurable via DIP switch) increase the switch's redundancy and diagnostic capabilities, providing higher operational uptime.

Features:

- Redundant DC power supply
- Large supply voltage range: 9 ... 57 V
- DIP switch to set alarm functions
- Full compliance with IEEE 802.3, 802.3u and 802.3ab standards
- Non-blocking, store-and-forward switching
- Auto-negotiation at all 10/100/1000BASE-T ports
- Auto-MDI/MDIX (crossover) at all 10/100/1000BASE-T ports
- Integrated address look-up table, supports up to 8000 absolute MAC addresses
- Overvoltage protection
- Prioritization of ETHERNET data packets (PROFINET protocol, EtherType=0x8892) per IEEE802.1p

Technical data

Switching mode	Store-and-forward; non-blocking
Number of 1 Gbit/s ports	8
Communication standards	IEEE 802.3 10BASE-T IEEE 802.3u 100BASE-TX IEEE 802.3ab 1000BASE-T IEEE 802.3x Flow Control IEEE 802.3az Energy Efficient Ethernet IEEE 802.1p Prioritization
Redundancy function	Redundant DC power supply
Configuration options	DIP switch for signal contact
Diagnostics	Signal contact
MAC table (size)	8000 addresses
Jumbo frame size	9000 bytes
Supply voltage	9 ... 57 VDC
Power consumption (max.)	6 W
ESD (contact/air discharge)	8 KV / 15 KV
Baud rate	Copper cable: 10/1000 Mbit/s
Transmission medium (communication/fieldbus)	Copper cable: Cat. 5e or higher, 100 m maximum cable length
Controls	10 x DIP switch: Alarm function power supplies and ports 1 ... 8
Indicators	Device: LED (PWR, RPS) green: Power supply (primary), redundant power supply (secondary); LED (ALM) red: Alarm; per port: LED (1000, LNK/ACT) green: Status 1000 Mbps, LNK/ACT ports 1 ... 8

Connection data

Connection technology: communication/fieldbus	Copper cable: 8 x RJ-45
Connection technology: supply	1 x Built-in male connector: 231-436/001-000; included female connector (MCS Connectors): 2231-106/026-000

Physical data

Width	50 mm / 1.969 inches
Height	105 mm / 4.134 inches
Depth	120 mm / 4.724 inches

Mechanical data

Weight	543 g
Color	black
Housing material	Aluminum
Conformity marking	CE

Environmental requirements

Ambient temperature (operation)	-40 ... +70 °C
Ambient temperature (storage)	-40 ... +80 °C
Protection type	IP30
Relative humidity (without condensation)	95 %
Mounting type	DIN-35 rail
Vibration resistance	per IEC 60068-2-6
Shock resistance	per IEC 60068-2-27
EMC immunity to interference	per EN 61000-6-2
EMC emission of interference	per EN 61000-6-4
Fire load	0.302 MJ

Commercial data

eCl@ss 10.0	19-17-01-30
eCl@ss 9.0	19-17-01-06
ETIM 8.0	EC000734
ETIM 7.0	EC000734
PU (SPU)	1 pcs
Packaging type	Box
Country of origin	TW
GTIN	4055143500173
Customs tariff number	85176200000

Environmental Product Compliance

RoHS Compliance Status	Compliant, No Exemption
------------------------	-------------------------

Approvals / Certificates

General approvals



Approval	Standard	Certificate Name
EAC GZO Almaty Standart	TP TC 020/2011	EAC CoC 03083
KC National Radio Research Agency	Article 58-2, Clause 3	MSIP-REM-W43-ISW852
UL Underwriters Laboratories Inc. (ORDINARY LOCATIONS)	UL 61010-2-201	E175199

Declarations of conformity and manufacturer's declarations

Approval Standard Certificate Name

EU-Declaration of Conformity WAGO GmbH & Co. KG	-	-
--	---	---

Approvals for marine applications



Approval	Standard	Certificate Name
DNV DNV GL SE	-	TAA00002YN
LR Lloyds Register	-	LR23415635TA

Downloads

Environmental Product Compliance

Compliance Search

Environmental Product Compliance 852-1102	↓
---	-------------------

Documentation

Manual

Product Manual 8-Port 1000BASE-T Industrial Switch	V 1.3.0 15.04.2021	pdf 1392.35 KB	↓
--	-----------------------	-------------------	-------------------

System Description


Industrial Switches – General Product Information	pdf 1873.93 KB	↓
---	-------------------	-------------------

Bid Text


852-1102	19.02.2019	xml 4.92 KB	↓
852-1102	09.05.2018	docx 17.55 KB	↓


CAD/CAE-Data

CAD data

2D/3D Models
852-1102 

CAE data

EPLAN Data Portal
852-1102 

ZUKEN Portal
852-1102 

1 Compatible Products

1.1 Optional Accessories

1.1.1 Cables and connectors

1.1.1.1 Connector plug



Item No.: 750-979/000-011
Connector ETHERNET; RJ-45; Cat. 6A; angled; Code T568A; AWG 22; Strain relief



Item No.: 750-979/000-021
Connector ETHERNET; RJ-45; Cat. 6A; angled; Code T568A; AWG 24; Strain relief



Item No.: 750-979/000-012
Connector ETHERNET; RJ-45; Cat. 6A; angled; Code T568B; AWG 22; Strain relief



Item No.: 750-979/000-022
Connector ETHERNET; RJ-45; Cat. 6A; angled; Code T568B; AWG 24; Strain relief



Item No.: 750-977/000-011
Connector ETHERNET; RJ-45; Cat. 6A; straight; Code T568A; AWG 22



Item No.: 750-978/000-011
Connector ETHERNET; RJ-45; Cat. 6A; straight; Code T568A; AWG 22; Strain relief



Item No.: 750-977/000-021
Connector ETHERNET; RJ-45; Cat. 6A; straight; Code T568A; AWG 24



Item No.: 750-978/000-021
Connector ETHERNET; RJ-45; Cat. 6A; straight; Code T568A; AWG 24; Strain relief



Item No.: 750-977/000-012
Connector ETHERNET; RJ-45; Cat. 6A; straight; Code T568B; AWG 22



Item No.: 750-978/000-012
Connector ETHERNET; RJ-45; Cat. 6A; straight; Code T568B; AWG 22; Strain relief



Item No.: 750-977/000-022
Connector ETHERNET; RJ-45; Cat. 6A; straight; Code T568B; AWG 24



Item No.: 750-978/000-022
Connector ETHERNET; RJ-45; Cat. 6A; straight; Code T568B; AWG 24; Strain relief



Item No.: 750-979/000-013
Connector PROFINET; RJ-45; Cat. 6A; angled; AWG 22; Strain relief



Item No.: 750-977/000-013
Connector PROFINET; RJ-45; Cat. 6A; straight; AWG 22



Item No.: 750-978/000-013
Connector PROFINET; RJ-45; Cat. 6A; straight; AWG 22; Strain relief



Item No.: 750-976
PROFINET RJ-45 connector, IP20; ETHERNET 10/100 Mbit/s; for field assembly

1.1.2 Interface module

1.1.2.1 Interface module



Item No.: 289-195
Interface module; RJ-45; IDC technology; Cat. 6; in mounting carrier; with shield connection

1.1.3 Power supply

1.1.3.1 Power supply unit



Item No.: 787-1602

Switched-mode power supply; Classic; 1-phase; 24 VDC output voltage; 1 A output current; NEC Class 2; DC OK signal



Item No.: 787-1632

Switched-mode power supply; Classic; 1-phase; 24 VDC output voltage; 10 A output current; TopBoost; DC OK contact



Item No.: 787-1606

Switched-mode power supply; Classic; 1-phase; 24 VDC output voltage; 2 A output current; NEC Class 2; DC OK signal



Item No.: 787-1622

Switched-mode power supply; Classic; 1-phase; 24 VDC output voltage; 5 A output current; TopBoost; DC OK contact



Item No.: 787-1102

Switched-mode power supply; Compact; 1-phase; 24 VDC output voltage; 1.3 A output current; DC-OK LED



Item No.: 787-1112

Switched-mode power supply; Compact; 1-phase; 24 VDC output voltage; 2.5 A output current; DC-OK LED



Item No.: 787-1122

Switched-mode power supply; Compact; 1-phase; 24 VDC output voltage; 4 A output current; DC-OK LED



Item No.: 787-1702

Switched-mode power supply; Eco; 1-phase; 24 VDC output voltage; 1.25 A output current; DC-OK LED



Item No.: 787-1712

Switched-mode power supply; Eco; 1-phase; 24 VDC output voltage; 2.5 A output current; DC-OK LED



Item No.: 787-1722

Switched-mode power supply; Eco; 1-phase; 24 VDC output voltage; 5 A output current; DC-OK LED