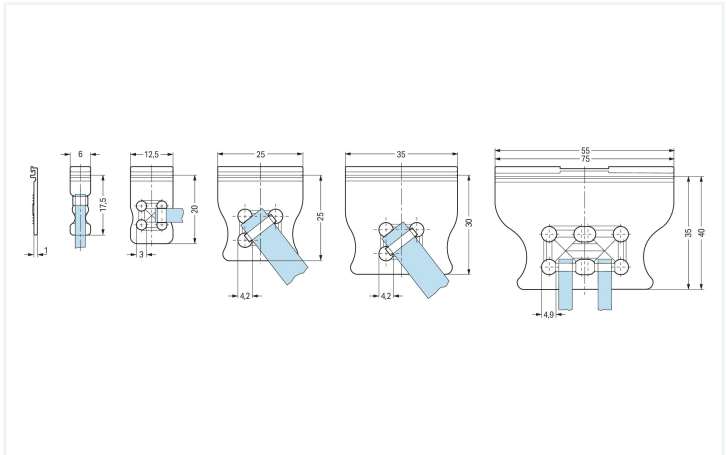




Color: ■ light gray



Dimensions in mm
The arrangement of the attachments for cable ties allows single conductors or multi-core cables to be secured in different ways. The width of the cable ties must correspond to the hole dimensions of the strain relief plates shown above.

Physical data	
Width	25 mm / 0.984 inches
Height	1.87 mm / 0.074 inches
Depth	27 mm / 1.063 inches

Mechanical data	
Suitable	for standard male and female connectors (2.5 mm; 3.5 mm; 5 mm; 7.5 mm pin spacing)

Material data	
Note (material data)	Information on material specifications can be found here
Color	light gray
Fire load	0.019 MJ
Weight	0.8 g

Commercial data	
Product Group	3 (Multi Conn. System)
eCl@ss 10.0	27-44-04-92
eCl@ss 9.0	27-44-04-92
ETIM 9.0	EC002848
ETIM 8.0	EC002848
PU (SPU)	100 (25) pcs
Packaging type	Box
Country of origin	DE
GTIN	4017332604536
Customs tariff number	85389099990



Environmental Product Compliance	
RoHS Compliance Status	Compliant,No Exemption

Approvals / Certificates

Approvals for marine applications



Approval	Standard	Certificate Name
LR Lloyds Register	IEC 61984	96/20035 (E5)

Downloads

Environmental Product Compliance

Compliance Search

Environmental Product Compliance 734-129

↓

Documentation

Additional Information

Technical Section

03.04.2019

pdf
2027.26 KB

↓

CAD/CAE-Data

CAD data

2D/3D Models 734-129

↓


CAE data

ZUKEN Portal 734-129

↓

Installation Notes

Installation




Strain relief plates for factory or in-the-field assembly

Application



Strain relief plate, for factory assembly
1-conductor female connector, 2.5 mm pin
spacing, light gray,
12-pole, with strain relief plate
733-112/034-000

Application



Strain relief plate, for factory assembly
1-conductor female connector, 2.5 mm pin
spacing, light gray,
2-pole, with strain relief plate
(733-102/032-000)