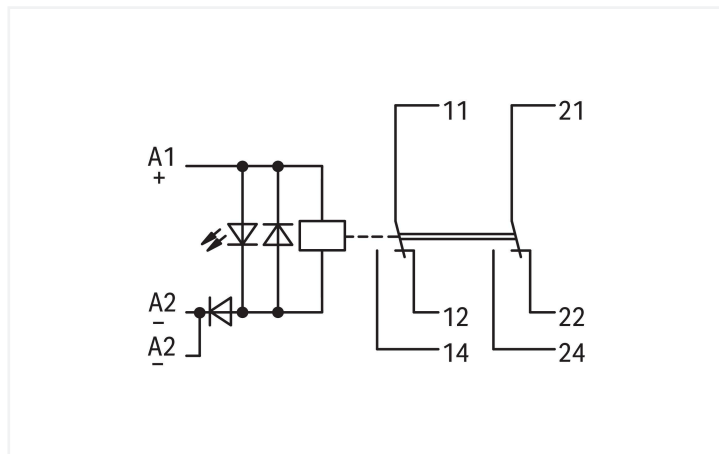



## Data Sheet | Item Number: 288-437

Relay module with driven contacts; Nominal input voltage: 24 VDC; 2 changeover contacts; Limiting continuous current: 5 A; Module width: 19 mm; 2,50 mm<sup>2</sup>

<https://www.wago.com/288-437>



### Notes

Note	60 VDC switching voltages and 300 mA currents must not be exceeded for gold-plated basic relays. Higher switching power eventually evaporates the gold layer.
------	---

### Technical data

#### Control circuit

Nominal input voltage $U_N$	DC 24 V
Input voltage range	-15 ... +10 %
Nominal input current at $U_N$	36 mA

#### Load circuit

Number of changeover/switchover contacts	2
Contact material (relay)	AgNi 10 + Au
Limiting continuous current	5 A
Switching voltage (max.)	AC 250 V
Switching power (resistive) max.	AC 1250 VA
Switching capacity	AC-15: 3 A / AC 250 V; DC-13: 2 A / DC 24 V
Recommended minimum load	0.1 V / 1 mA / 1 mW
Pull-in time (typ.)	15 ms
Drop-out time (typ.)	12 ms
Electrical life (NO; resistive load; 23 °C)	100 x 10 <sup>3</sup> switching operations
Mechanical life	50 x 10 <sup>6</sup> switching operations

### Safety and protection

Rated voltage	250 V
Overtoltage category	II
Pollution degree	2
Dielectric strength (control/load circuit) (AC, 1 min)	3 kVrms
Dielectric strength (open contact) (AC, 1 min)	1.5 kVrms
Dielectric strength (load/load circuit) (AC, 1 min)	3 kVrms
Insulation type (control/load circuit)	Reinforced insulation (safe isolation)
Insulation type (load/load circuit)	Functional insulation
Insulation type (adjacent devices)	Basic insulation
Protection type	IP00

### Connection data

Connection technology	CAGE CLAMP®
Solid conductor	0.08 ... 2.5 mm <sup>2</sup> / 28 ... 12 AWG
Fine-stranded conductor	0.08 ... 2.5 mm <sup>2</sup> / 28 ... 12 AWG
Strip length	5 ... 6 mm / 0.2 ... 0.24 inches

### Physical data

Width	19 mm / 0.748 inches
Height	75 mm / 2.953 inches
Depth from upper-edge of DIN-rail	38 mm / 1.496 inches

### Mechanical data

Mounting type	DIN-35 rail
---------------	-------------

### Material data

Note (material data)	<a href="#">Information on material specifications can be found here</a>
Fire load	0.286 MJ
Weight	44.2 g

### Environmental requirements

Ambient temperature (operation at U <sub>N</sub> )	-25 ... +70 °C
Ambient temperature (storage)	-40 ... +70 °C
Processing temperature	-25 ... +50 °C
Relative humidity	5 ... 95 %
Operating altitude (max.)	2000 m

### Standards and specifications

Standards/specifications	EN 61010-2-201 EN 61810-3
--------------------------	------------------------------

### Commercial data

Product Group	6 (INTERFACE ELECTRONIC)
eCl@ss 10.0	27-37-16-01
eCl@ss 9.0	27-37-16-01
ETIM 8.0	EC001437
ETIM 7.0	EC001437
PU (SPU)	10 (1) pcs
Packaging type	Box
Country of origin	DE
GTIN	4045454560133
Customs tariff number	85364900990

**Environmental Product Compliance**

CAS-No.	7439-92-1 79-94-7
REACH Candidate List Substance	2,2',6,6'-tetrabromo-4,4'-isopropylidenediphenol Lead
RoHS Compliance Status	Compliant,With Exemption
RoHS Exemption	7(a) 7(c)-I 7(c)-II
SCIP notification number (Austria)	4f82388f-a65a-4d13-bed8-8c5d7aca36d6
SCIP notification number (Belgium)	d6add5fa-15fe-4e7b-90bc-154b269f7afd
SCIP notification number (Bulgaria)	6433260f-b4ad-4437-8111-318c72a09ca8
SCIP notification number (Czech Republic)	5c0a9576-65c0-4b60-92b2-f7d40668c96f
SCIP notification number (Denmark)	c6050073-ce3f-492b-814d-75c62100d0d9
SCIP notification number (Finland)	91b5fc7b-98f3-4fb4-a20e-768c52505601
SCIP notification number (France)	a08ee6e6-7857-43cf-8588-6d80932aa743
SCIP notification number (Germany)	2de327f7-ce61-4b76-8e7d-488e95226e5c
SCIP notification number (Hungary)	a4958121-85c7-448c-9745-59f0ed50fb63
SCIP notification number (Italy)	06be5fd8-52fd-417f-8c7e-3e2ca18327c7
SCIP notification number (Netherlands)	24ca02ec-87bc-4e55-8223-f9ef43ccbbb5
SCIP notification number (Poland)	e823142b-200a-43b3-92df-37bed738d061
SCIP notification number (Romania)	b25d3de8-f8bc-4f5e-a7cb-108f4266ae69
SCIP notification number (Sweden)	1102784f-6162-4ee4-8d06-31fade526e08

**Approvals / Certificates**

General approvals			Declarations of conformity and manufacturer's declarations		
Approval	Standard	Certificate Name	Approval	Standard	Certificate Name
EAC GZO Almaty Standart	TP TC 004/2011	EAC CoC 03080	EU-Declaration of Confor- mity WAGO GmbH & Co. KG	-	-
			UK-Declaration of Confor- mity WAGO GmbH & Co. KG	-	-

**Downloads**

**Environmental Product Compliance**

Compliance Search	
Environmental Product Compliance 288-437	↓

## Documentation

Bid Text			
288-437	19.02.2019	xml 4.07 KB	↓
288-437	20.02.2019	docx 16.09 KB	↓

Instruction Leaflet			
Relaismodul mit zwangsgeführten Kon- takten	V 1.0.0	pdf 797.03 KB	↓

## CAD/CAE-Data

CAE data	
EPLAN Data Portal 288-437	↓
WSCAD Universe 288-437	↓

## 1 Compatible Products

### 1.1 Optional Accessories

#### 1.1.1 Marking

##### 1.1.1.1 Marking strip



**Item No.: 709-196**

Marking strips; for laser printer; translucent

**Item No.: 709-177**

Marking strips; on reel; 7.5 mm wide; not stretchable; plain; snap-on type; translucent

**Item No.: 709-178**

Marking strips; on reel; 7.5 mm wide; not stretchable; plain; snap-on type; white

#### 1.1.2 Tool

##### 1.1.2.1 Operating tool




**Item No.: 210-720**


Operating tool; Blade: 3.5 x 0.5 mm; with a partially insulated shaft; multicoloured

## Installation Notes

### Conductor termination




Conductor termination – screwdriver actuation parallel to conductor entry




Conductor termination – screwdriver actuation perpendicular to conductor entry

Installation



Snapping a module onto DIN-rail.



Removing a module from the DIN-rail.