

Data sheet | Item number: 2626-3101/000-023

PCB terminal block; 6 mm<sup>2</sup>; Pin spacing 7.5 mm; 1-pole; Push-in CAGE CLAMP®; 6,00 mm<sup>2</sup>; green

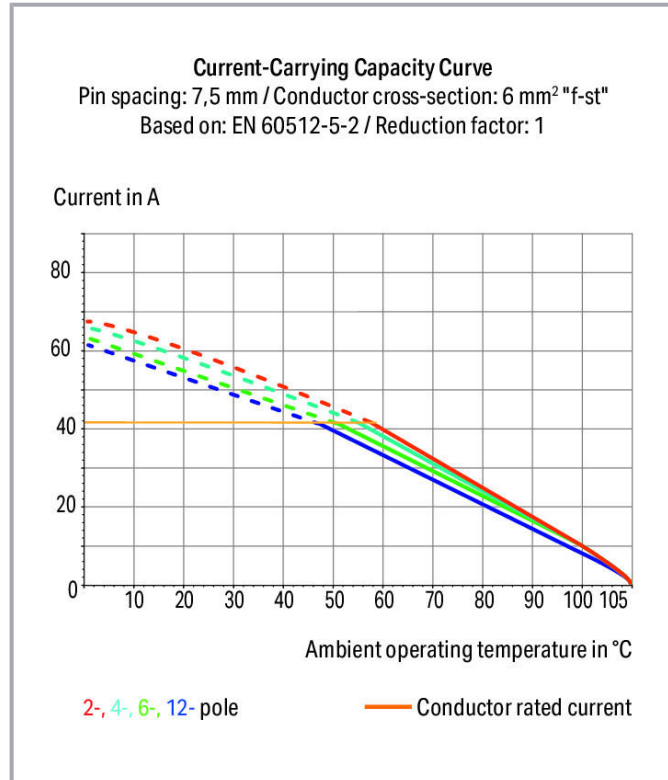


[www.wago.com/2626-3101/000-023](http://www.wago.com/2626-3101/000-023)



*i* Picture differs from the item.

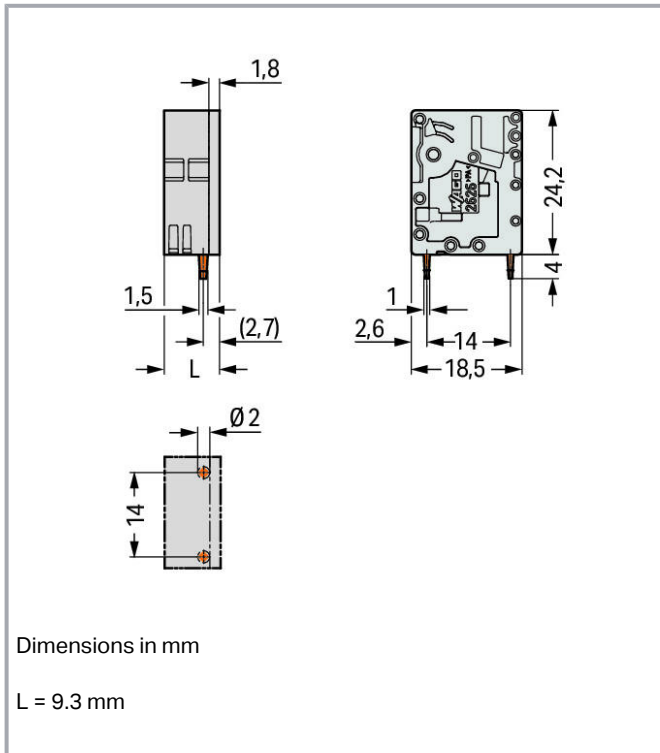
Color:



Subject to changes. Please also observe the further product documentation!

WAGO Kontakttechnik GmbH & Co. KG  
Hansastr. 27  
32423 Minden  
Phone: +49571 887-0 | Fax: +49571 887-169  
Email: [info.de@wago.com](mailto:info.de@wago.com) | Web: [www.wago.com](http://www.wago.com)

Do you have any questions about our products?  
We are always happy to take your call at +49 (571) 887-44222.



## Item description

- PCB terminal blocks with Push-in CAGE CLAMP® connection
- Push-in termination of solid and ferruled conductors
- Ideal for panel feedthrough applications via operation parallel to conductor entry
- Testing can be performed both parallel and perpendicular to conductor entry

## Data

### Electrical data

### Ratings per IEC/EN

| Ratings per                 | IEC/EN 60664-1 |
|-----------------------------|----------------|
| Rated surge voltage (III/3) | 8 kV           |
| Rated voltage (III/2)       | 1000 V         |
| Rated surge voltage (III/2) | 8 kV           |
| Nominal voltage (II/2)      | 1000 V         |
| Rated surge voltage (II/2)  | 8 kV           |
| Rated current               | 48 A           |

Subject to changes. Please also observe the further product documentation!

WAGO Kontakttechnik GmbH & Co. KG  
 Hansastr. 27  
 32423 Minden  
 Phone: +49571 887-0 | Fax: +49571 887-169  
 Email: [info.de@wago.com](mailto:info.de@wago.com) | Web: [www.wago.com](http://www.wago.com)

Do you have any questions about our products?  
 We are always happy to take your call at +49 (571) 887-44222.



Legend (ratings)

(III / 2) ≙ Overvoltage category III / Pollution degree 2

### Ratings per UL

|                                |         |
|--------------------------------|---------|
| Approvals per                  | UL 1059 |
| Rated voltage UL (Use Group B) | 600 V   |
| Rated current UL (Use Group B) | 38 A    |
| Rated voltage UL (Use Group C) | 600 V   |
| Rated current UL (Use Group C) | 38 A    |

### Ratings per CSA

|                                 |        |
|---------------------------------|--------|
| Approvals per                   | CSA    |
| Rated voltage CSA (Use Group B) | 600 V  |
| Rated current CSA (Use Group B) | 38 A   |
| Rated voltage CSA (Use Group C) | 1000 V |
| Rated current CSA (Use Group C) | 38 A   |

### Connection data

|   |   |
|---|---|
| Connection technology                             | Push-in CAGE CLAMP®                       |
| Actuation type                                    | Operating tool                            |
| Solid conductor                                   | 0.2 ... 10 mm <sup>2</sup> / 24 ... 8 AWG |
| Fine-stranded conductor                           | 0.2 ... 10 mm <sup>2</sup> / 24 ... 8 AWG |
| Fine-stranded conductor; with insulated ferrule   | 0.25 ... 6 mm <sup>2</sup>                |
| Fine-stranded conductor; with uninsulated ferrule | 0.25 ... 6 mm <sup>2</sup>                |
| Fine-stranded conductor; with twin ferrule        | 0.25 ... 2.5 mm <sup>2</sup>              |
| Strip length                                      | 13 ... 15 mm / 0.51 ... 0.59 inch         |
| Conductor connection direction to PCB             | 90°                                       |
| Pole No.  | 1   |
| Total number of connection points                 | 1   |
| Total number of potentials                        | 1   |
| Number of connection types                        | 1   |
| Number of levels                                  | 1   |

### Physical data

|             |                     |
|-------------|---------------------|
| Pin spacing | 7.5 mm / 0.295 inch |
| Width       | 9.3 mm / 0.366 inch |
| Height      | 28.2 mm / 1.11 inch |

Subject to changes. Please also observe the further product documentation!

WAGO Kontakttechnik GmbH & Co. KG  
 Hansastr. 27  
 32423 Minden  
 Phone: +49571 887-0 | Fax: +49571 887-169  
 Email: [info.de@wago.com](mailto:info.de@wago.com) | Web: [www.wago.com](http://www.wago.com)

Do you have any questions about our products?  
 We are always happy to take your call at +49 (571) 887-44222.



|                                      |                        |
|--------------------------------------|------------------------|
| Height from the surface              | 24.2 mm / 0.953 inch   |
| Depth                                | 18.5 mm / 0.728 inch   |
| Solder pin length                    | 4 mm                   |
| Solder pin dimensions                | 1.5 x 1 mm             |
| Drilled hole diameter with tolerance | 2 <sup>(+0.1)</sup> mm |

### Mechanical data

|               |                       |
|---------------|-----------------------|
| Mounting type | Feed-through mounting |
|---------------|-----------------------|

### PCB contact

|                                     |  |
|-------------------------------------|--|
| PCB Contact                         | THT                                      |
| Solder pin arrangement              | Over the entire terminal strip (in-line) |
| Number of solder pins per potential | 2  |

### Material data

|                             |  |
|-----------------------------|--|
| Color                       | green                                  |
| Material group              | I                                      |
| Insulation material         | Polyamide (PA66)                       |
| Flammability class per UL94 | V0                                     |
| Clamping spring material    | Chrome nickel spring steel (CrNi)      |
| Contact material            | Electrolytic copper (E <sub>Cu</sub> ) |
| Contact plating             | tin-plated                             |
| Weight                      | 4.5 g                                  |

### Environmental requirements

|                         |                 |
|-------------------------|-----------------|
| Limit temperature range | -60 ... +105 °C |
|-------------------------|-----------------|

### Commercial data

|                       |               |
|-----------------------|---------------|
| Packaging type        | box           |
| Country of origin     | DE            |
| GTIN                  | 4055143787871 |
| Customs tariff number | 85369010000   |







### Optional accessories

#### Ferrule

Subject to changes. Please also observe the further product documentation!

WAGO Kontakttechnik GmbH & Co. KG  
 Hansastr. 27  
 32423 Minden  
 Phone: +49571 887-0 | Fax: +49571 887-169  
 Email: [info.de@wago.com](mailto:info.de@wago.com) | Web: [www.wago.com](http://www.wago.com)

Do you have any questions about our products?  
 We are always happy to take your call at +49 (571) 887-44222.

|  |  |  |
|--|--|--|
|  | <b>Item no.: 216-108</b><br>Ferrule; Sleeve for 6 mm <sup>2</sup> / AWG 10; uninsulated; electro-tin plated; silver-colored  | <a href="http://www.wago.com/216-108">www.wago.com/216-108</a> |
|  | <b>Item no.: 216-208</b><br>Ferrule; Sleeve for 6 mm <sup>2</sup> / AWG 10; insulated; electro-tin plated; electrolytic copper; gastight crimped; acc. to DIN 46228, Part 4/09.90; yellow  | <a href="http://www.wago.com/216-208">www.wago.com/216-208</a> |
|  | <b>Item no.: 216-263</b><br>Ferrule; Sleeve for 1 mm <sup>2</sup> / AWG 18; insulated; electro-tin plated; electrolytic copper; gastight crimped; acc. to DIN 46228, Part 4/09.90; red     | <a href="http://www.wago.com/216-263">www.wago.com/216-263</a> |
|  | <b>Item no.: 216-264</b><br>Ferrule; Sleeve for 1.5 mm <sup>2</sup> / AWG 16; insulated; electro-tin plated; electrolytic copper; gastight crimped; acc. to DIN 46228, Part 4/09.90; black | <a href="http://www.wago.com/216-264">www.wago.com/216-264</a> |
|  | <b>Item no.: 216-266</b><br>Ferrule; Sleeve for 2.5 mm <sup>2</sup> / AWG 14; insulated; electro-tin plated; electrolytic copper; gastight crimped; acc. to DIN 46228, Part 4/09.90; blue  | <a href="http://www.wago.com/216-266">www.wago.com/216-266</a> |
|  | <b>Item no.: 216-267</b><br>Ferrule; Sleeve for 4 mm <sup>2</sup> / AWG 12; insulated; electro-tin plated; electrolytic copper; gastight crimped; acc. to DIN 46228, Part 4/09.90; gray    | <a href="http://www.wago.com/216-267">www.wago.com/216-267</a> |

## Downloads

### Documentation

#### Additional Information

|                        |             |               |          |
|------------------------|-------------|---------------|----------|
| Technical explanations | Apr 3, 2019 | pdf<br>2.0 MB | Download |
|------------------------|-------------|---------------|----------|

## CAD/CAE-Data

### CAD data

|                                |     |          |
|--------------------------------|-----|----------|
| 2D/3D Models 2626-3101/000-023 | URL | Download |
|--------------------------------|-----|----------|

### PCB Design

|  |     |          |
|--|-----|----------|
| Symbol and Footprint 2626-3101/000-023 | URL | Download |
|--|-----|----------|

Cx data for your PCB design, consisting of "schematic symbols and PCB footprints", allow easy integration of the WAGO component into your development environment.

### Supported formats:

- Accel EDA 14 & 15
- Altium 6 to current version
- Cadence Allegro
- DesignSpark
- Eagle Libraries

Subject to changes. Please also observe the further product documentation!



- KiCad
- Mentor Graphics BoardStation
- Mentor Graphics Design Architect
- Mentor Graphics Design Expedition 99 and 2000
- OrCAD 9.X PCB and Capture
- PADS PowerPCB 3, 3.5, 4.X, and 5.X
- PADS PowerPCB and PowerLogic 3.0
- PCAD 2000, 2001, 2002, 2004, and 2006
- Pulsonix 8.5 or newer
- STL
- 3D STEP
- TARGET 3001!
- View Logic ViewDraw
- Quadcept
- Zuken CadStar 3 and 4
- Zuken CR-5000 and CR-8000

PCB Component Libraries (EDA), PCB CAD Library Ultra Librarian

---

#### CAE data

|                                |     |          |
|--------------------------------|-----|----------|
| ZUKEN Portal 2626-3101/000-023 | URL | Download |
|--------------------------------|-----|----------|

---

#### Environmental Product Compliance

##### Compliance Search

|   |     |          |
|---|-----|----------|
| Environmental Product Compliance 2626-3101/000-023<br>PCB terminal block; 6 mm <sup>2</sup> ; Pin spacing 7.5 mm; 1-pole; Push-in CAGE CLAMP®; 6,00 mm <sup>2</sup> ; green | URL | Download |
|---|-----|----------|

---

#### Installation Notes


##### Conductor termination

Subject to changes. Please also observe the further product documentation!

---

WAGO Kontakttechnik GmbH & Co. KG  
Hansastr. 27  
32423 Minden  
Phone: +49571 887-0 | Fax: +49571 887-169  
Email: [info.de@wago.com](mailto:info.de@wago.com) | Web: [www.wago.com](http://www.wago.com)

Do you have any questions about our products?  
We are always happy to take your call at +49 (571) 887-44222.



Insert fine-stranded conductors and remove all conductors via operating tool

Subject to changes. Please also observe the further product documentation!