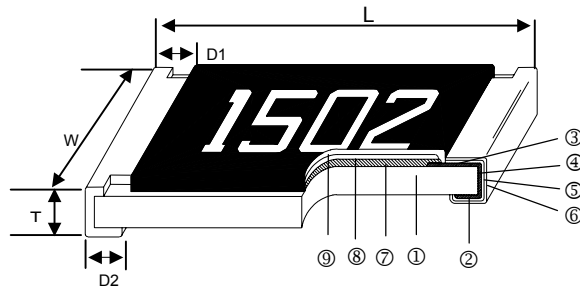


# Anti-Sulfurated Thick Film Chip Resistor – AS Series

## Construction



① Alumina Substrate	④ Edge Electrode (NiCr)	⑦ Resistor Layer (RuO <sub>2</sub> /Ag)
② Bottom Electrode (Ag)	⑤ Barrier Layer (Ni)	⑧ Primary Overcoat (Glass)
③ Top Electrode (Ag-Pd)	⑥ External Electrode (Sn)	⑨ Secondary Overcoat (Epoxy)

## Features

- Special construction to prevent sulfuration in a sulfur containing environment

## Applications

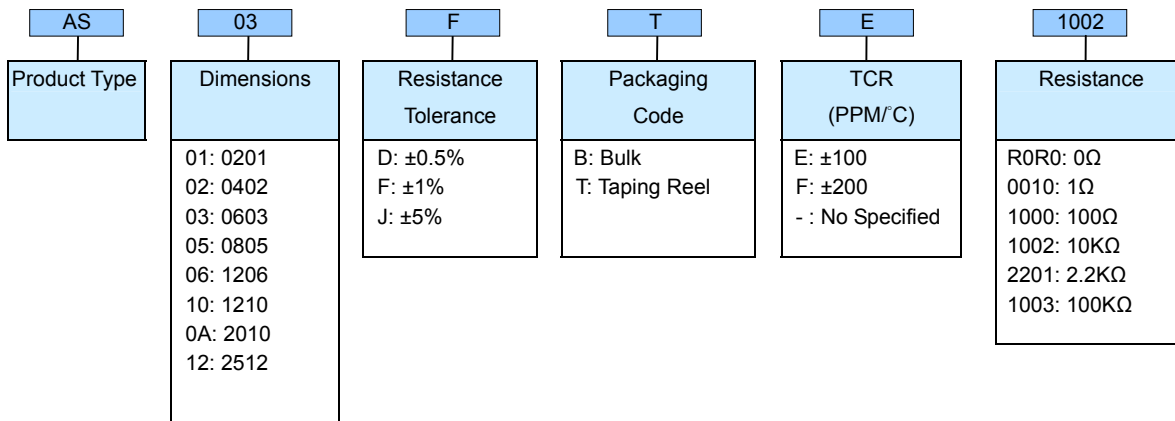
- Automotive
- High-end Computer
- Industrial Equipment
- Automatic Equipment Controller
- Medical Equipment
- High-end Multimedia Electronics
- Outdoor Electronic Applications

## Dimensions

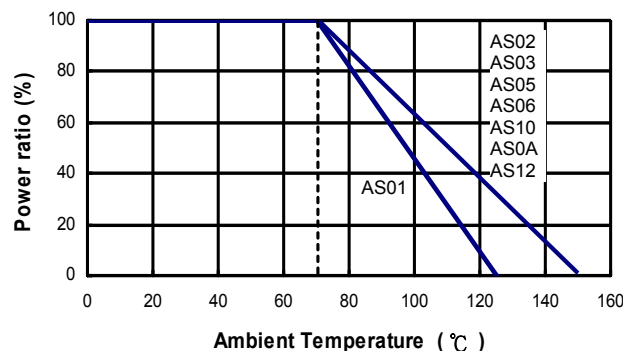
Unit: mm

Type	Size (Inch)	L	W	T	D1	D2	Weight (g) (1000pcs)
AS01	0201	0.60±0.03	0.30±0.03	0.23±0.03	0.15±0.05	0.15±0.05	0.150
AS02	0402	1.00±0.05	0.50±0.05	0.35±0.05	0.20±0.10	0.20±0.10	0.620
AS03	0603	1.60±0.10	0.80±0.10	0.45±0.10	0.30±0.20	0.30±0.20	2.042
AS05	0805	2.00±0.10	1.25±0.10	0.50±0.10	0.35±0.20	0.40±0.20	4.368
AS06	1206	3.10±0.10	1.55±0.10	0.55±0.10	0.50±0.25	0.50±0.20	8.947
AS10	1210	3.10±0.10	2.60±0.15	0.55±0.10	0.50±0.25	0.50±0.20	15.959
AS0A	2010	5.00±0.10	2.50±0.15	0.55±0.10	0.60±0.25	0.50±0.20	24.241
AS12	2512	6.35±0.10	3.10±0.15	0.55±0.10	0.60±0.25	0.50±0.20	39.448

## Part Numbering



## Derating Curve



## ■ Electrical Specifications

Type \ Item	Power Rating at 70°C	Operating Temp. Range	Max. Operating Voltage	Max. Overload Voltage	Resistance Range			TCR (PPM/°C)
					±0.5%	±1%	±5%	
AS01 (0201)	1/20W	-55 ~ +125°C	25V	50V	—	1Ω - 10MΩ		±200
	Jumper: 1A				—	0Ω(<50mΩ)		—
AS02 (0402)	1/16W	-55 ~ +155°C	50V	100V	1Ω - 9.76Ω 10Ω - 1MΩ 1.02MΩ - 10MΩ			±200 ±100 ±200
	Jumper: 1A				0Ω(<50mΩ)			—
AS03 (0603)	1/10W		50V	100V	1Ω - 9.76Ω 10Ω - 1MΩ 1.02MΩ - 10MΩ			±200 ±100 ±200
	Jumper: 1A				0Ω(<50mΩ)			—
AS05 (0805)	1/8W		150V	300V	1Ω - 9.76Ω 10Ω - 1MΩ 1.02MΩ - 10MΩ			±200 ±100 ±200
	Jumper: 2A				0Ω(<50mΩ)			—
AS06 (1206)	1/4W		200V	400V	1Ω - 9.76Ω 10Ω - 1MΩ 1.02MΩ - 10MΩ			±200 ±100 ±200
	Jumper: 2A				0Ω(<50mΩ)			—
AS10 (1210)	1/3W		200V	400V	1Ω - 9.76Ω 10Ω - 1MΩ 1.02MΩ - 10MΩ			±200 ±100 ±200
	Jumper: 2.5A				0Ω(<50mΩ)			—
AS0A (2010)	3/4W		200V	400V	1Ω - 9.76Ω 10Ω - 1MΩ 1.02MΩ - 10MΩ			±200 ±100 ±200
	Jumper: 3.5A				0Ω(<50mΩ)			—
AS12 (2512)	1W	250V	500V	1Ω - 9.76Ω 10Ω - 1MΩ 1.02MΩ - 10MΩ			±200 ±100 ±200	
	Jumper: 4A			0Ω(<50mΩ)			—	

Operating Voltage= $\sqrt{P \cdot R}$  or Max. operating voltage listed above, whichever is lower.

Overload Voltage= $2.5 \cdot \sqrt{P \cdot R}$  or Max. overload voltage listed above, whichever is lower.

■ Viking is capable of manufacturing the optional spec based on customer's requirement.

## ■ Environmental Characteristics

Item	Requirement			Test Method
	±1% and Below	±5%	Jumper	
Temperature Coefficient of Resistance (T.C.R.)	As Spec.			-55°C~+125°C, 25°C is the reference temperature
Short Time Overload	±(1.0%+0.05Ω)	±(2.0%+0.05Ω)	<50mΩ	RCWV*2.5 or Max. overload voltage for 5 seconds
Insulation Resistance	≥10G			Max. overload voltage for 1 minute
Endurance	±(2.0%+0.10Ω)	±(3.0%+0.10Ω)	<100mΩ	70±2°C, Max. working voltage for 1000 hrs with 1.5 hrs "ON" and 0.5 hrs "OFF"
Damp Heat with Load	±(2.0%+0.10Ω)	±(3.0%+0.10Ω)	<100mΩ	40±2°C, 90~95% R.H. Max. working voltage for 1000 hrs with 1.5 hrs "ON" and 0.5 hrs "OFF"
Dry Heat	±(1.0%+0.05Ω)	±(1.5%+0.10Ω)	<50mΩ	at +125/+155°C for 1000 hrs
Bending Strength	±(1.0%+0.05Ω)	±(1.0%+0.05Ω)	<50mΩ	Bending once for 5 seconds 2010, 2512 sizes: 2mm Other sizes: 3mm
Solderability	95% min. coverage			245±5°C for 3 seconds
Resistance to Soldering Heat	±(0.5%+0.05Ω)	±(1.0%+0.05Ω)	<50mΩ	260±5°C for 10 seconds
Voltage Proof	No breakdown or flashover			1.42 times RCWV (RMS) for 1 minute
Leaching	Individual leaching area ≤5% Total leaching area ≤ 10%			260±5°C for 30 seconds
Rapid Change of Temperature	±(0.5%+0.05Ω)	±(1.0%+0.05Ω)	<50mΩ	-55°C to +125/+155°C, 5 cycles
Sulfur Test	±(0.5%+0.05Ω)	±(0.5%+0.05Ω)	<50mΩ	3~5ppm H2S, 50±2°C, 91~93% R.H., no power rating for 1000 hrs

■ Reference Standards: IEC60115-1, 60068-2-58; JIS-C 5201-1; ASTM-B-809

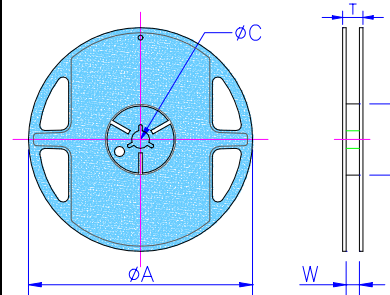
■ Storage Temperature: 25±3°C; Humidity < 80%RH

## Packaging

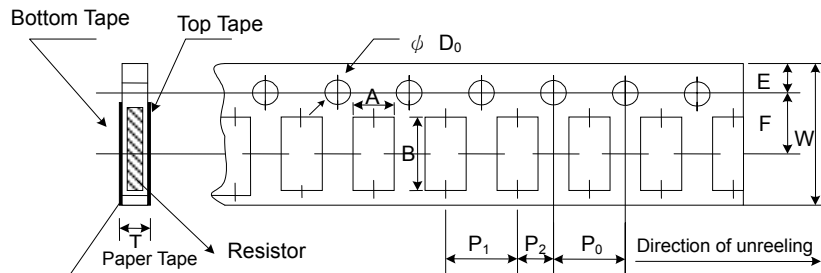
Reel Specifications & Packaging Quantity

Unit: mm

Type	Packaging Quantity	Tape Width	Reel Diameter	ΦA	ΦB	ΦC	W	T		
AS01	Paper	15K	8mm	7 inch	178.5±1.5	60 <sup>+1/-0</sup>	13.0±0.2	9.0±0.5	12.5±0.5	
AS01 AS02	Paper	10K	8mm	7 inch	178.5±1.5	60 <sup>+1/-0</sup>	13.0±0.2	9.0±0.5	12.5±0.5	
		20K								
		40K								
AS03 AS05 AS06 AS10	Paper	5K	8mm	10 inch	254±1.0	100±0.5	13.0±0.2	9.5±0.5	13.5±0.5	
		10K		13 inch	330±1.0	100±0.5	13.0±0.2	9.5±0.5	13.5±0.5	
		20K								
AS0A AS12	Embossed	4K	12mm	7 inch	178.5±1.5	60 <sup>+1/-0</sup>	13.0±0.5	13.0±0.5	15.5±0.5	
		8K		10 inch	250±1.0	62±0.5	13.0±0.5	12.5±0.5	16.5±0.5	



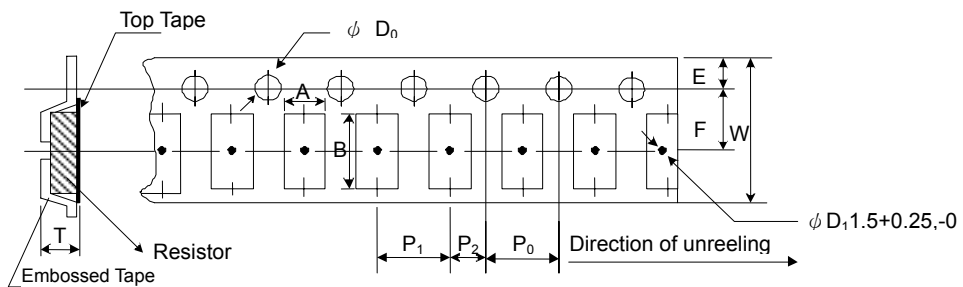
### Paper Tape Specifications



Unit: mm

Type	A	B	W	E	F	P <sub>0</sub>	P <sub>1</sub>	P <sub>2</sub>	ΦD <sub>0</sub>	T
AS01	0.38±0.05	0.68±0.05	8.0±0.20	1.75±0.10	3.50±0.05	4.00±0.10	2.00±0.05	2.00±0.05	1.50+0.1,-0	0.42±0.20
AS02	0.65±0.10	1.15±0.10	8.0±0.20	1.75±0.10	3.50±0.05	4.00±0.10	2.00±0.05	2.00±0.05	1.50+0.1,-0	0.45±0.10
AS03	1.10±0.10	1.90±0.10	8.0±0.20	1.75±0.10	3.50±0.05	4.00±0.10	4.00±0.05	2.00±0.05	1.50+0.1,-0	0.70±0.10
AS05	1.60±0.10	2.40±0.20	8.0±0.20	1.75±0.10	3.50±0.05	4.00±0.10	4.00±0.05	2.00±0.05	1.50+0.1,-0	0.85±0.10
AS06	1.90±0.10	3.50±0.20	8.0±0.20	1.75±0.10	3.50±0.05	4.00±0.10	4.00±0.05	2.00±0.05	1.50+0.1,-0	0.85±0.10
AS10	2.90±0.10	3.50±0.20	8.0±0.20	1.75±0.10	3.50±0.05	4.00±0.10	4.00±0.05	2.00±0.05	1.50+0.1,-0	0.85±0.10

### Embossed Plastic Tape Specifications

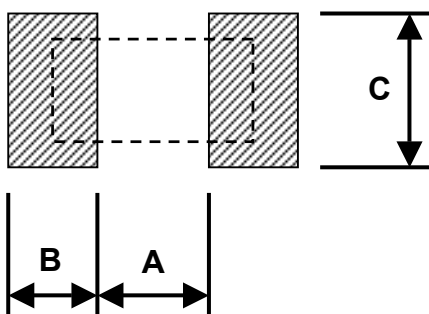


Unit: mm

Type	A	B	W	E	F	P <sub>0</sub>	P <sub>1</sub>	P <sub>2</sub>	ΦD <sub>0</sub>	T
AS0A	2.8±0.10	5.5±0.10	12.0±0.30	1.75±0.10	5.5±0.05	4.00±0.10	4.00±0.10	2.00±0.05	1.50+0.1,-0	1.2 <sup>+0</sup>
AS12	3.5±0.10	6.7±0.10	12.0±0.30	1.75±0.10	5.5±0.05	4.00±0.10	4.00±0.10	2.00±0.05	1.50+0.1,-0	1.2 <sup>+0</sup>

### Recommend Land Pattern

Unit: mm



Type	A	B	C
AS01	0.30	0.25	0.30
AS02	0.50	0.45	0.60
AS03	0.90	0.60	0.90
AS05	1.20	0.70	1.30
AS06	2.00	0.90	1.60
AS10	2.00	0.90	2.80
AS0A	3.80	0.90	2.80
AS12	3.80	1.60	3.50