

Types L, M and N Daughterboard Connectors with DIN Cavities

DIN Contacts

DIN contacts can be fitted to types L, M and N male and female housings. These housings have 3 or 6 4.8 [1.189] diameter cavities for high current, coaxial or fiber optic contacts conforming to DIN 41626.

Female housings are press fit to the daughtercards.

Contacts for these housings are shown on pages 38 and 39.

Performance Data pages 6-7, also refer to DIN specifications.

Materials and Finish

Glass filled polyester housing, gray, UL94 V-0 rated.

Phosphor-bronze signal contacts

Contact area 0.8µm [.000030] Au over 1.3µm [.000050] Ni


ACTION PIN Contact 0.5µm [.000020] Sn/Pb over 1.3µm [.000050] Ni

Coding Keys for type L & M, page 47.


Board layout page 71 for guidance only.

Note:


Housings should be reamed to accept DIN Fiber Optic Contacts. Use Tyco Electronics tool pn 434779-1 to ream the cavities. Fiber Optic Contacts are available from specialist manufacturers.




Type L
6 DIN Cavities



Type M
55 Signal Contacts and 3 DIN Cavities



Type N
3 DIN Cavities

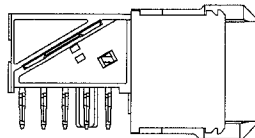


Type L, M, N Connectors with DIN contact cavities for high current, coaxial and fiber optic connections

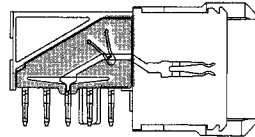
Plastic modules provide press-fit, polarized assembly onto free boards. Cavities accept high current, coaxial or fiber optic contacts as per DIN 41626. Illustration left, shows Type L connector, top to bottom:

- high current contact, to-board
- high current contact, to-cable
- fiber optic contact
- fiber optic contact
- coaxial contact, to-cable
- coaxial contact, to-board

Standard Version



Reduced Crosstalk Version



e d c b a
Row C to Ground

Description	Cable & Panel Part Numbers
Type L	100746-1
Type M	100750-1
Type M Reduced Crosstalk	188215-1
Type M with upper Ground Return Shield fitted	352177-1
Type M Reduced Crosstalk with Upper Shield	352380-1
Type M lower Ground Return Shield	352112-2
Type N	100752-1