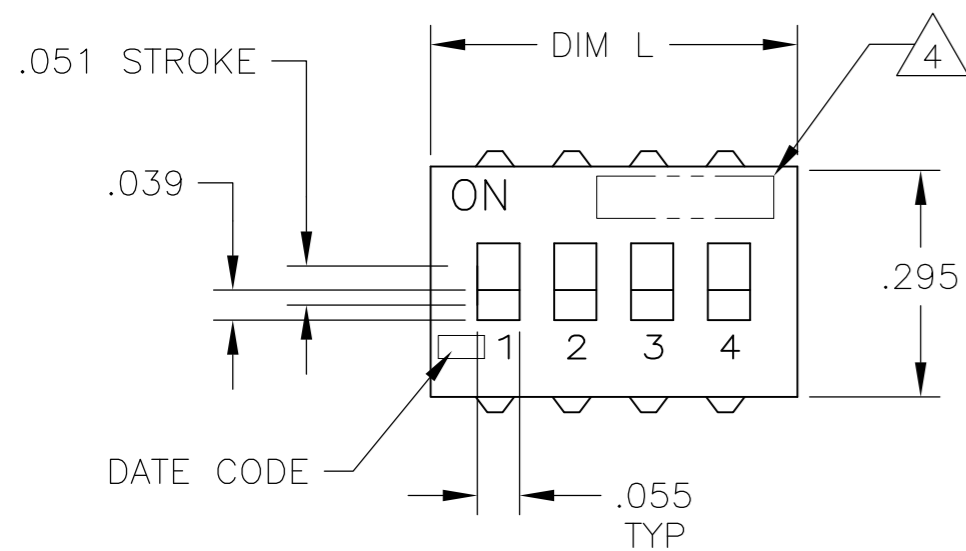


THIS DRAWING IS UNPUBLISHED. RELEASED FOR PUBLICATION
 © COPYRIGHT BY TYCO ELECTRONICS CORPORATION. ALL RIGHTS RESERVED.

LOC		DIST		REVISIONS			
P	LTR	DESCRIPTION	DATE	DWN	APVD		
AD	0	02	REVISED PER ECO-08-00954	1/11/08	SS MS		



SPECIFICATION:

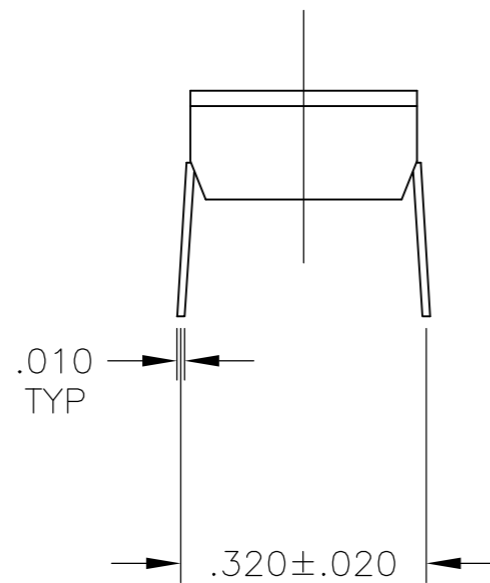
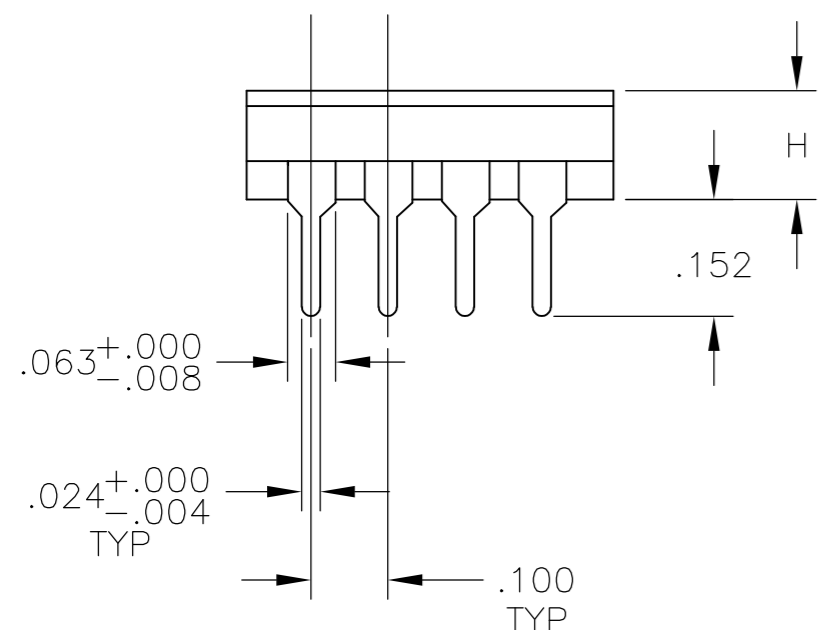
MATERIAL
 BASE, PPS, UL94V-0, BLACK
 COVER, PPS, UL94V-0, BLACK
 ACTUATOR, PA6T, UL94V-0, WHITE
 FIXED CONTACT/TERMINAL, CU ALLOY-GOLD FLASH OVER NICKEL
 MOVING CONTACT, CU ALLOY, PLATE-GOLD FLASH/NICKEL
 TAPE SEAL, POLYIMIDE FILM, AMBER, SEE P/N TABLE FOR OPTIONS.

ELECTRICAL
 MAX CONTACT RATING SWITCHING, 100MILLIAMP @ 24 VDC
 MIN CONTACT RATING SWITCHING, .1MICROAMP @ 1 MILLIVOLT
 MAX CONTACT NON-SWITCHING, 1AMP @ 5 VDC
 INITIAL CONTACT RESISTANCE, 50 MILLIOHMS MAX.
 CONTACT RESISTANCE (AFTER ENVIRONMENTAL TEST), 100 MILLIOHMS
 CONTACT RESISTANCE (AFTER GAS TEST), 300 MILLIOHMS
 INSULATION RESISTANCE, 1,000 MEGOHMS MIN. @ 100 VDC
 DIELECTRIC STRENGTH, 500 VAC RMS @ SEA LEVEL
 LIFE EXPECTANCY, 1,000 CYCLES

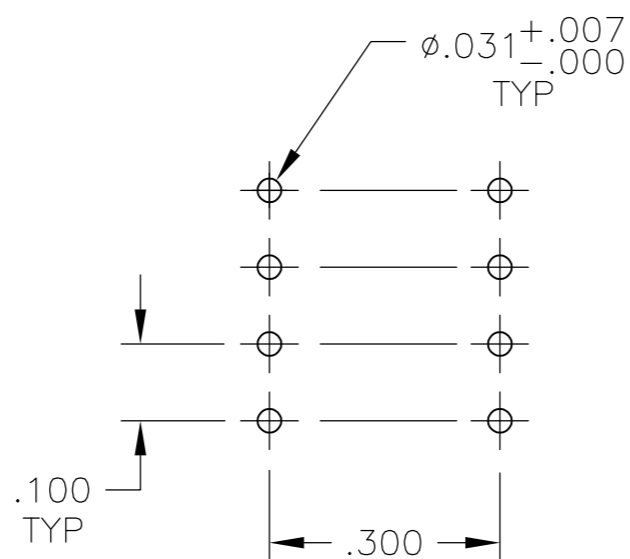
MECHANICAL
 OPERATING FORCE, LESS THAN 800 GRAMS
 CONTACT PRESSURE, 280,000 PSI

ENVIRONMENTAL
 OPERATING TEMPERATURE, -30 TO +85 DEGREES C
 STORAGE TEMPERATURE, -45 TO +105 DEGREES C
 CLEANING, AQUEOUS OR SOLVENT
 SOLDER HEAT RESISTANCE, PER 109-201, COND B, SWITCH "OFF".
 SOLDERABILITY PER JIS C 0050 & JIS C 0053

- SWITCHES TO BE RECEIVED IN THE "OFF" POSITION AND PACKAGED IN CLEAR TUBES TO ACCOMMODATE AUTO-INSERTION.
- TOP SURFACE TO BE CLEARLY MARKED AS SHOWN
- SWITCHES TO BE BLACK WITH WHITE ACTUATORS AND MARKINGS.
- ALL MATERIALS AND FINISHES SHALL COMPLY WITH EU DIRECTIVE 2002 /95/EC OF 27JAN2003 (ROHS)
- TOP TAPE SEAL AVAILABLE, SEE P/N TABLE FOR OPTIONS



ADF



P.C. LAYOUT
 INSERT MOUNT

SEE SHEET 2 FOR PART NUMBER TABLE

THIS DRAWING IS A CONTROLLED DOCUMENT.		DWN B.S.VISWESWARA 10FEB05	Tyco Electronics Corporation Harrisburg, Pa 17105-3808	
DIMENSIONS: INCHES	TOLERANCES UNLESS OTHERWISE SPECIFIED:	CHK M.SARVER	NAME M.SARVER	
	0 PLC ± -	APVD M.SARVER	PRODUCT SPEC	
	1 PLC ± -	PRODUCT SPEC	APPLICATION SPEC	
	2 PLC ± -	WEIGHT	SIZE A2	CAGE CODE 00779
	3 PLC ± .012	FINISH	DRAWING NO 1825002	
	4 PLC ± -		RESTRICTED TO	
	ANGLES ± -		SCALE 4:1	
MATERIAL		CUSTOMER DRAWING	SHEET 1	OF 2
			REV 02	

THIS DRAWING IS UNPUBLISHED. RELEASED FOR PUBLICATION
 © COPYRIGHT BY TYCO ELECTRONICS CORPORATION. ALL RIGHTS RESERVED.

LOC	DIST	REVISIONS			
P	LTR	DESCRIPTION	DATE	DWN	APVD
AD	00	SEE SHEET 1	-	-	-

ADF12T04	.142	1.280	YES	12	2-1825002-0
ADF1204	.142	1.280	NO	12	1-1825002-9
ADF10T04	.138	1.078	YES	10	1-1825002-8
ADF1004	.138	1.078	NO	10	1-1825002-7
ADF09T04	.138	0.978	YES	9	1-1825002-6
ADF0904	.138	0.978	NO	9	1-1825002-5
ADF08T04	.138	0.878	YES	8	1-1825002-4
ADF0804	.138	0.878	NO	8	1-1825002-3
ADF07T04	.138	0.778	YES	7	1-1825002-2
ADF0704	.138	0.778	NO	7	1-1825002-1
ADF06T04	.138	0.678	YES	6	1-1825002-0
ADF0604	.138	0.678	NO	6	1825002-9
ADF05T04	.138	0.578	YES	5	1825002-8
ADF0504	.138	0.578	NO	5	1825002-7
ADF04T04	.138	0.478	YES	4	1825002-6
ADF0404	.138	0.478	NO	4	1825002-5
ADF03T04	.138	0.378	YES	3	1825002-4
ADF0304	.138	0.378	NO	3	1825002-3
ADF02T04	.138	0.278	YES	2	1825002-2
ADF0204	.138	0.278	NO	2	1825002-1
T&B P/N	DIM H	DIM L	SEAL	POS	PART NO.

THIS DRAWING IS A CONTROLLED DOCUMENT.		DWN B.S.VISWESWARA 19AUG03	Tyco Electronics Corporation Harrisburg, Pa 17105-3808	
DIMENSIONS: INCHES	TOLERANCES UNLESS OTHERWISE SPECIFIED:	CHK M.SARVER	NAME DIP SWITCH, ADF THRU HOLE	
	0 PLC ± - 1 PLC ± - 2 PLC ± - 3 PLC ± .012 4 PLC ± - ANGLES ± -	APVD M.SARVER	RESTRICTED TO	
MATERIAL	FINISH	PRODUCT SPEC	SIZE A2	CAGE CODE 00779
		APPLICATION SPEC	DRAWING NO 1825002	
		WEIGHT	SCALE 1:1	
		CUSTOMER DRAWING	SHEET 2	OF 2
			REV 02	