

High Performance RFI Filters for Switching Power Supply

N Series



**UL Recognized
CSA Certified
VDE Approved**



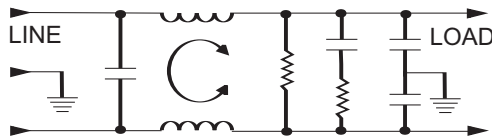
N Series

The N series RFI filters are designed to provide superior common-mode and differential-mode attenuation for most digital electronic equipment (particularly switching power supplies) over the frequency range of 10kHz to 30MHz.

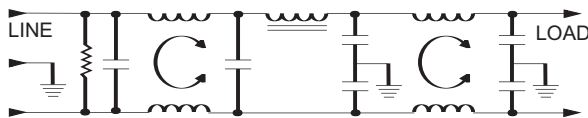
These filters are a cost-effective solution for very noisy equipment that must meet the conducted emission limits of the very stringent EN55022 Level B requirements, as well as FCC Part 15J, Class B.

Electrical Schematics

6VN1 Model



10VN1 Model



Resistor location for reference only.

Specifications

Maximum leakage current, each line-to-ground	
@ 120 VAC 60 Hz:	1.2mA
@ 250 VAC 50 Hz:	2.0mA
Hipot rating (one minute):	
line-to-ground	2250 VDC
line-to-line	1450 VDC
Operating frequency:	50/60 Hz
Rated voltage (max.):	250 VAC
Rated current:	
6VN1	6A
10VN1	10A

Minimum insertion loss in dB:

Line-to-ground in 50 ohm circuit

Current Rating	Frequency-MHz								
	.01	.05	.1	.15	.5	1	5	10	30
6VN1	6	20	28	34	58	54	53	53	43
10VN1	8	8	44	55	75	70	70	70	55

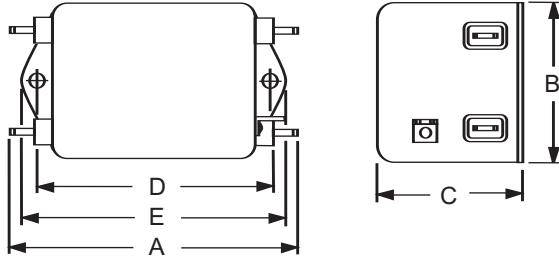
Line-to-line in 50 ohm circuit

Current Rating	Frequency-MHz								
	.01	.05	.1	.15	.5	1	5	10	30
6VN1	6	14	41	52	66	77	72	60	60
10VN1	6	6	35	45	72	70	72	75	70

N Series

Case Style

6VN1 & 10VN1



Typical dimensions:

Terminals: .250 [6.35] (5) Holes: .07 [1.8] Dia.(4)
Mounting Holes: .188 [4.78] Dia. (2) Slot: .07 x .16 [1.8 x 4.1]

Case Dimensions

Part No.	A (max)	B (max)	C (max)	D $\frac{\pm .015}{\pm .38}$	E (max)
6VN1	3.56 <i>90.4</i>	2.15 <i>54.6</i>	1.81 <i>45.9</i>	2.938 <i>74.63</i>	3.38 <i>85.8</i>
10VN1	4.69 <i>119.1</i>	2.27 <i>57.7</i>	1.8 <i>45.7</i>	4.063 <i>103.2</i>	4.47 <i>113.5</i>

Part Numbers

6VN1	10VN1
------	-------