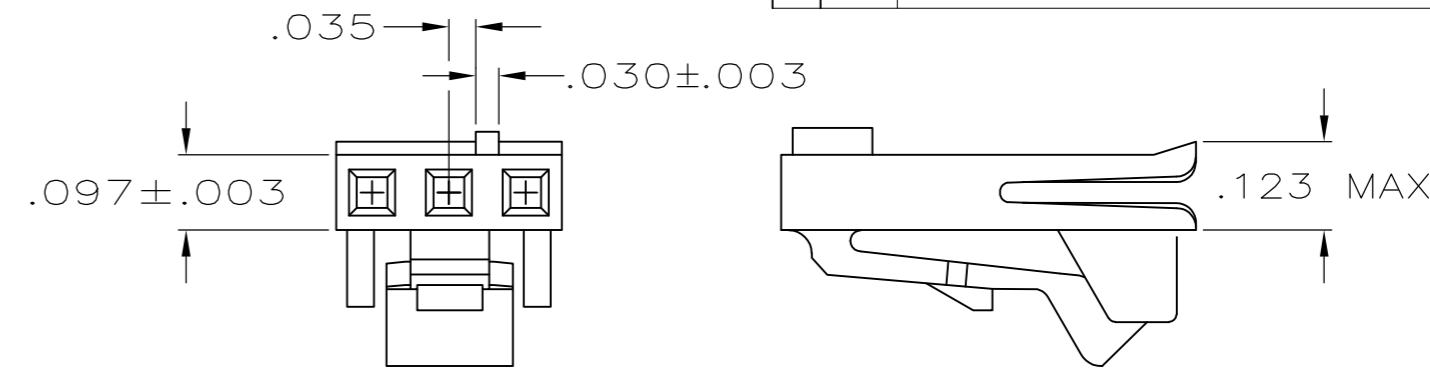
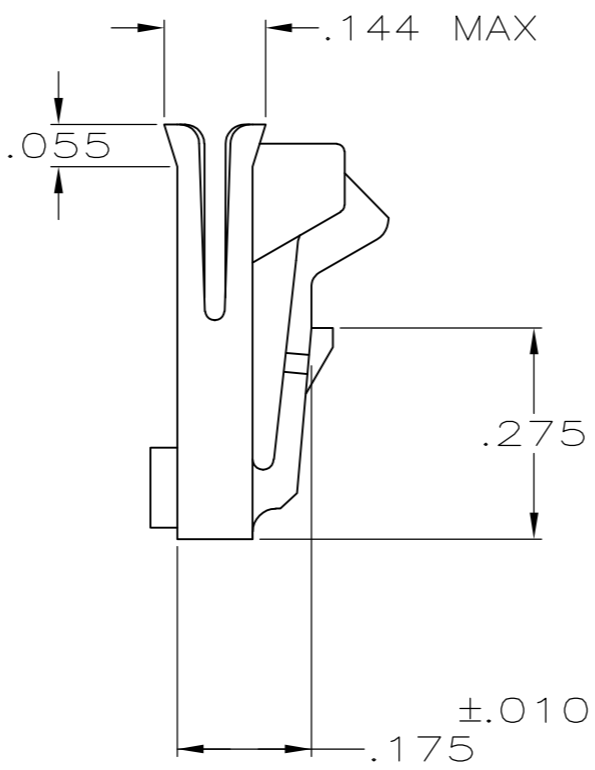
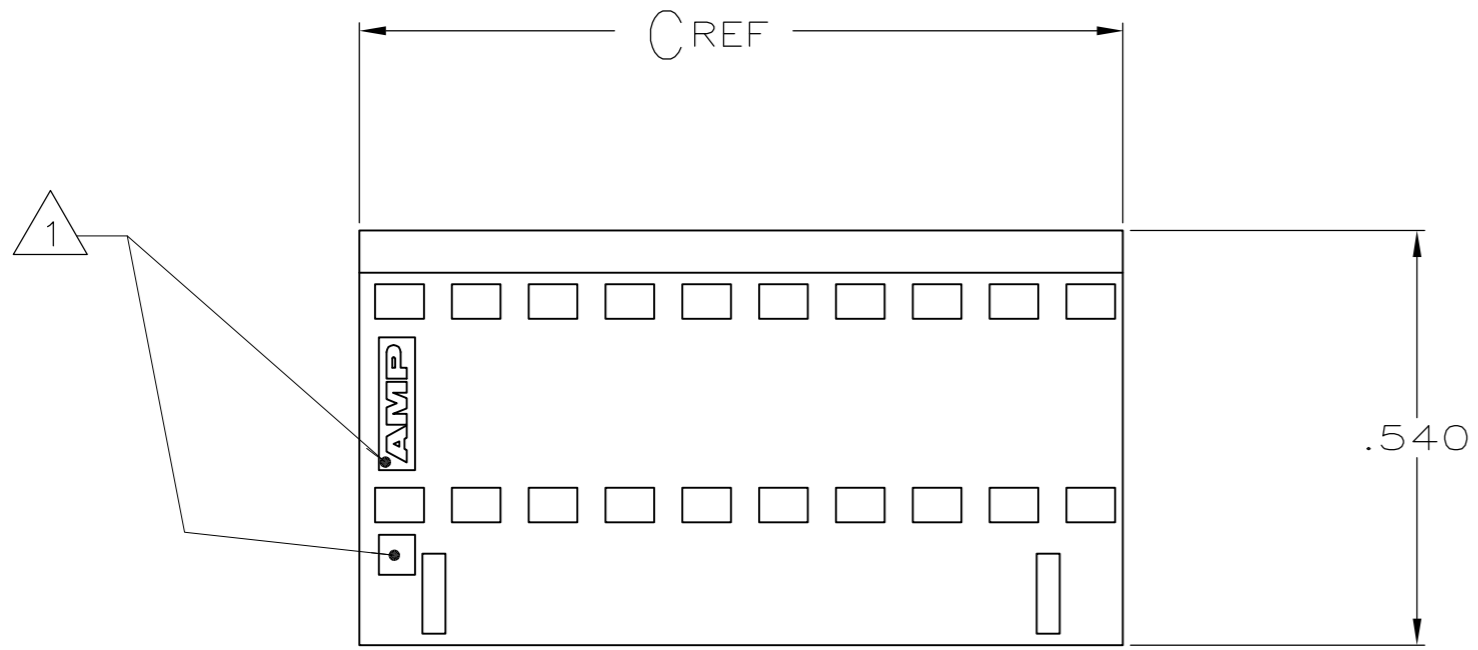
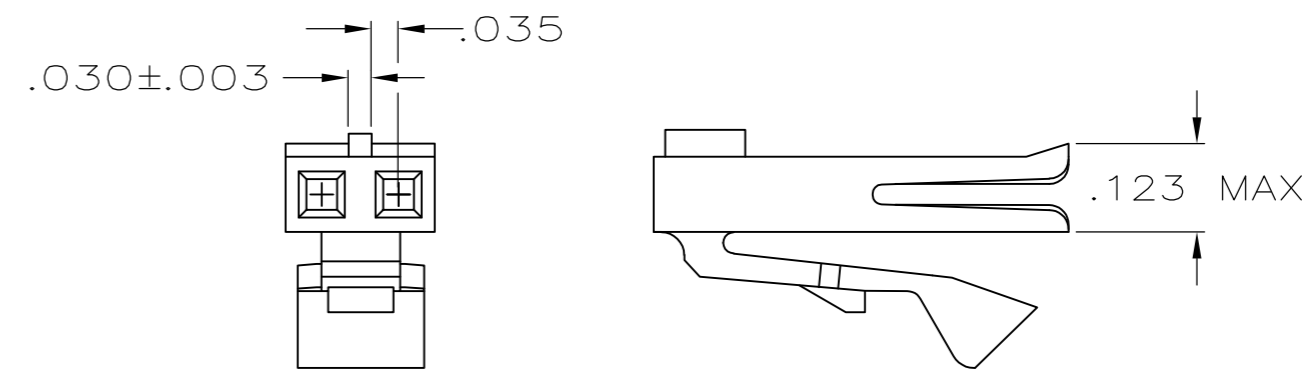


THIS DRAWING IS UNPUBLISHED. RELEASED FOR PUBLICATION
 © COPYRIGHT BY TYCO ELECTRONICS CORPORATION. ALL RIGHTS RESERVED.

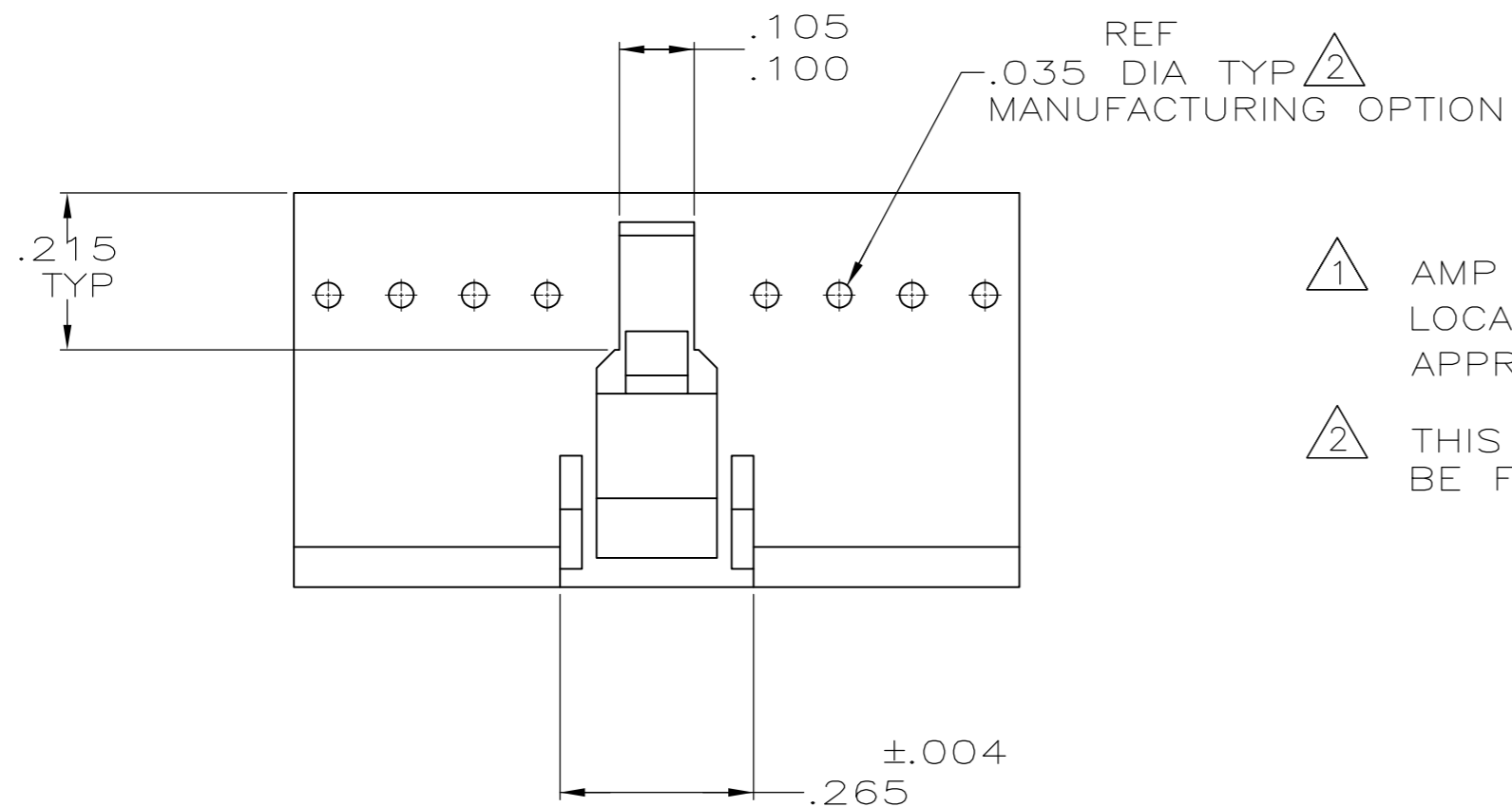
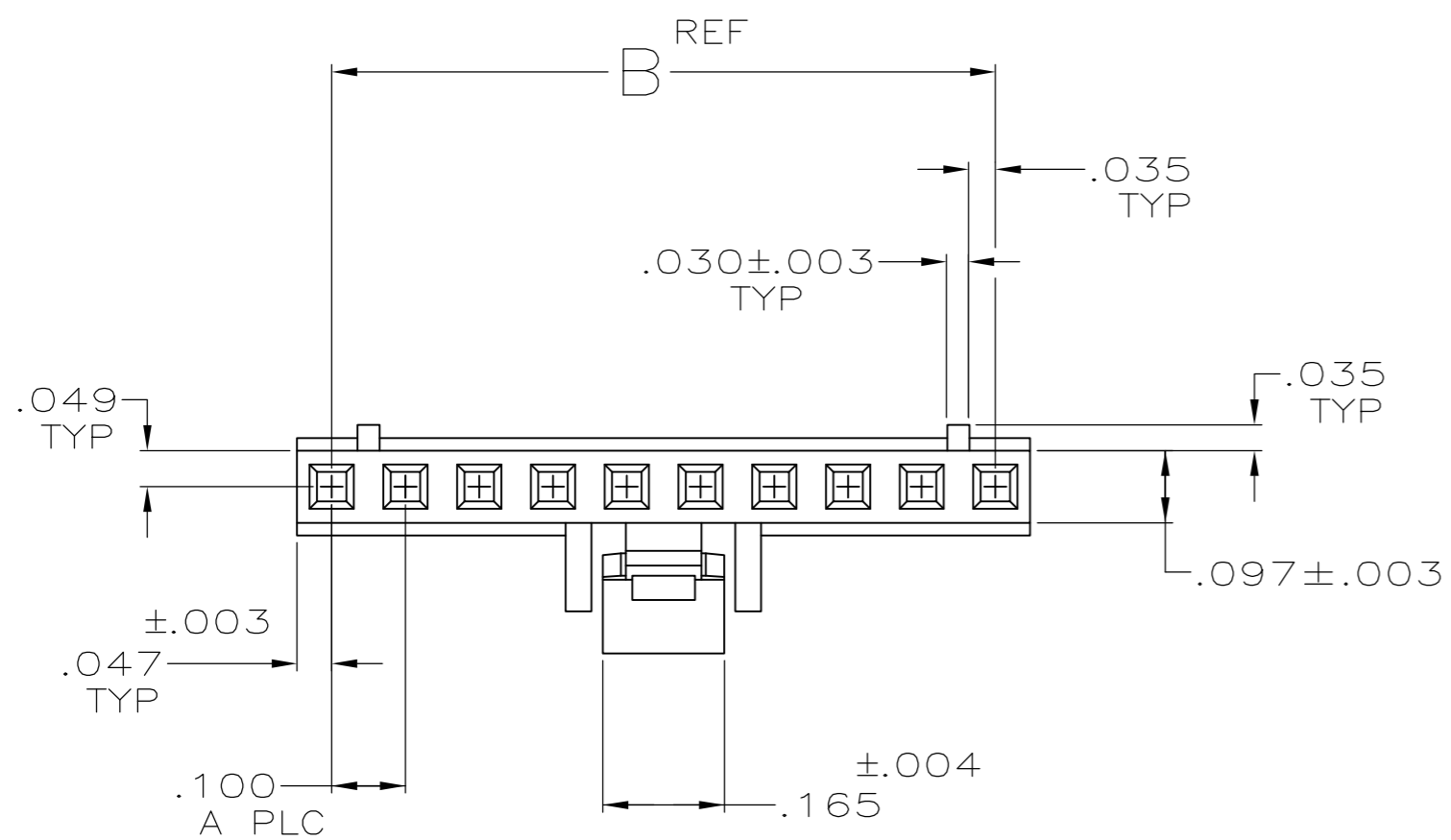
LOC	DIST	REVISIONS			
P	LTR	DESCRIPTION	DATE	DWN	APVD
GP	00	Z	REVISED PER ECO-08-009038	28APR08	JDP/CWR



DETAIL FOR 3 POSN ONLY



DETAIL FOR 2 POSN ONLY



1 AMP TRADEMARK AND MOLD CAVITY IDENTIFICATION LOCATED AT EITHER END OF THE HOUSING IN APPROXIMATE AREA SHOWN.

2 THIS HOLE IS FOR MOLDING PURPOSES ONLY AND MAY BE FLASHED OVER,

2.494	2.400	24	25	2-487526-4
2.394	2.300	23	24	2-487526-3
2.294	2.200	22	23	2-487526-2
2.194	2.100	21	22	2-487526-1
2.094	2.000	20	21	2-487526-0
1.994	1.900	19	20	1-487526-9
1.894	1.800	18	19	1-487526-8
1.794	1.700	17	18	1-487526-7
1.694	1.600	16	17	1-487526-6
1.594	1.500	15	16	1-487526-5
1.494	1.400	14	15	1-487526-4
1.394	1.300	13	14	1-487526-3
1.294	1.200	12	13	1-487526-2
1.194	1.100	11	12	1-487526-1
1.094	1.000	10	11	1-487526-0
.994	.900	9	10	487526-9
.894	.800	8	9	487526-8
.794	.700	7	8	487526-7
.694	.600	6	7	487526-6
.594	.500	5	6	487526-5
.494	.400	4	5	487526-4
.394	.300	3	4	487526-3
.294	.200	2	3	487526-2
.194	.100	1	2	487526-1
C REF	B	A	NO OF POSNS	PRODUCT PART NO

THIS DRAWING IS A CONTROLLED DOCUMENT.		DWN P. BERRY 12-11-85	Tyco Electronics Corporation Harrisburg, PA 17105-3608	
DIMENSIONS: INCHES		CHK D. DOLLYHIGH 12-13-85	NAME	
TOLERANCES UNLESS OTHERWISE SPECIFIED:		APVD	PRODUCT SPEC	
0 PLC ± -		108-9024		
1 PLC ± -		APPLICATION SPEC		
2 PLC ± -		114-16015		
3 PLC ± .005		WEIGHT	SIZE A2	CAGE CODE 00779
4 PLC ± -		DRAWING NO C=487526		
ANGLES ± -		RESTRICTED TO		
FINISH		SCALE 4:1 SHEET 1 of 1 REV Z		
MATERIAL THERMOPLASTIC.		CUSTOMER DRAWING		