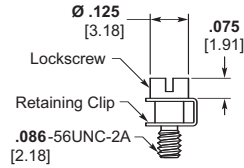


For Screw Mount MCK, MCD and MCDM (Continued)

Mounting and Coupling Hardware (Continued)

Slot Head

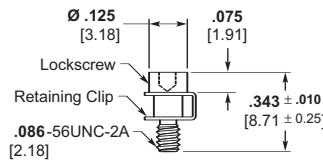
(X)



**Part Number 4-1532137-3
Lockscrew Assembly
096-0002-0008**

1/16" Allen Head

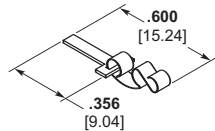
(Y)



**Part Number 1495164-1
Lockscrew Assembly
096-0002-0013**

For Clip Mount — MCD

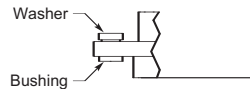
(Z)



**Part Number 1466018-1
Mounting Key and Clip
P/N 096-0001-0000
(2 Required)**

For Float Mount — MCK, MCD and MCDM

(F)



**Float Mount Bushing
(Factory Installed)**

Notes:

1. Jackpost Assemblies will accommodate .094 [2.39] max. thickness panel.
2. Letter(s) in parentheses is to assist in ordering hardware with the connector (See "How To Specify" page 7).
3. Hardware ordered separately should be ordered in pairs; i.e. 2 pcs. P/N 096-0002-0013 per connector half.