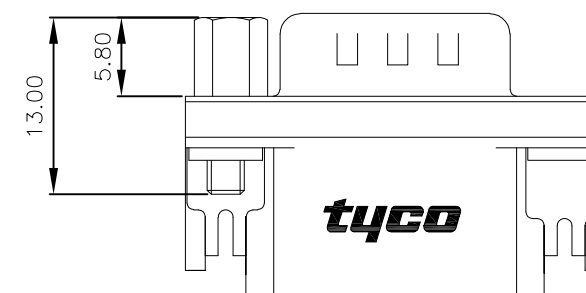
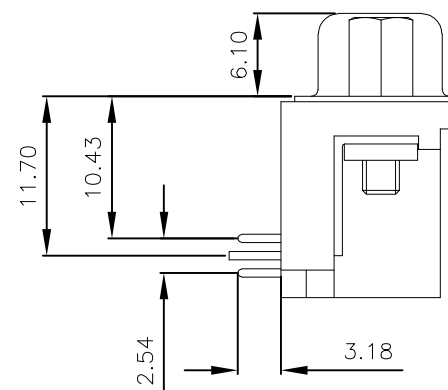
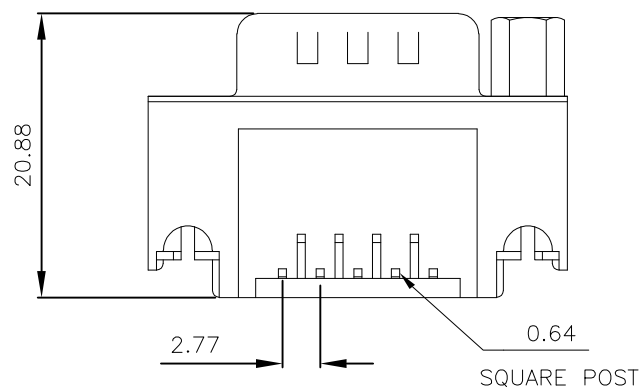
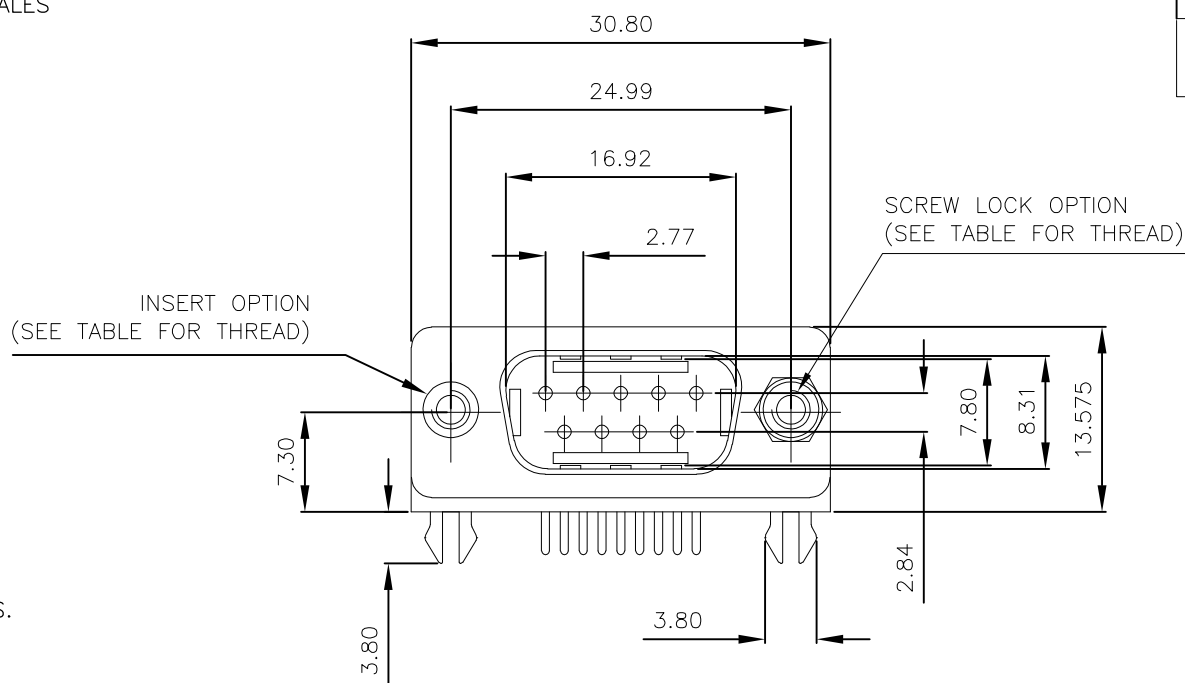


THIS DRAWING IS UNPUBLISHED. RELEASED FOR PUBLICATION OCT ,2003.

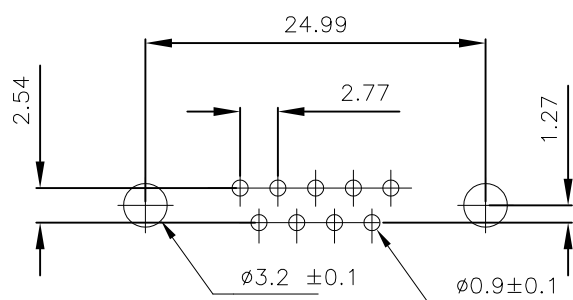
© COPYRIGHT 2003 BY TYCO ELECTRONICS CORPORATION. ALL RIGHTS RESERVED.

LOC	DIST	REVISIONS			
P	LTR	DESCRIPTION	DATE	DWN	APVD
E	B	B	EBDO-0068-04	27JAN2004	JMS FWK
		B1	REVISED PER ECO-10-000444	18JAN10	KK HMR

- NOTES:
- FOR LOCAL DATA REFER TO YOUR LOCAL TYCO ELECTRONICS SALES OFFICE.
 - ALL DIMENSIONS ARE NOMINAL FOR REFERENCE ONLY UNLESS OTHERWISE STATED.
 - MATERIAL :
HOUSING : THERMOPLASTIC, UL94V-0
BLACK COLOR
CONTACTS : BRASS
SHELL : STEEL
BOARDLOCK : BRASS
SCREW : BRASS
 - FINISH :
CONTACT : 0.38µm MIN.GOLD PLATED ON CONTACT AREA
2.54µm MIN. TIN PLATED ON SOLDER TAILS
1.27µm MIN. NICKEL UNDERPLATED OVERALL
SHELL : 1.52µm MIN. TIN PLATED
BOARD LOCK : 1.52µm MIN. TIN PLATED
SCREW : 1.27µm MIN. NICKEL PLATED.
 - CHARACTERISTICS
CURRENT RATING : 5A
INSULATION RESISTANCE : 1000MOHMS MIN, 500VDC FOR 2MINS.
TEMPERATURE RATING : -55DEGC ~ +105DEGC
VOLTAGE RATING : 250VDC



P.C.B. LAYOUT



6 OBSOLETE	9 WAY D PLUG WITH BOARD LOCKS & 2 x M3 SCREW LOCKS, 0.38µm GOLD, RIGHT ANGLE	4-1634580-2
	9 WAY D PLUG WITH BOARD LOCKS & 2 x 4-40 SCREW LOCKS, 0.38µm GOLD, RIGHT ANGLE	3-1634580-2
6 OBSOLETE	9 WAY D PLUG WITH BOARD LOCKS & 2 x M3 INSERTS, 0.38µm GOLD, RIGHT ANGLE	2-1634580-2
	9 WAY D PLUG WITH BOARD LOCKS & 2 x 4-40 INSERTS, 0.38µm GOLD, RIGHT ANGLE	1-1634580-2
	DESCRIPTION	TYCO PART No.

THIS DRAWING IS A CONTROLLED DOCUMENT.		DWN J.SANDWELL 15SEP2003	Tyco Electronics Corporation Stanmore, Middlesex, HA7 4RS	
DIMENSIONS: MM		CHK S.EBBUTT 15SEP2003	NAME 9 WAY D-SUB PLUG WITH BOARD LOCK	
TOLERANCES UNLESS OTHERWISE SPECIFIED: 0 PLC ± - 1 PLC ± - 2 PLC ± - 3 PLC ± - 4 PLC ± - ANGLES ± -		APVD F.WHEELER-KING 15SEP2003	PRODUCT SPEC -	
MATERIAL SEE NOTE		FINISH -	APPLICATION SPEC -	RESTRICTED TO -
CUSTOMER DRAWING		WEIGHT -	SIZE A3	CAGE CODE 00779
		DRAWING NO C-1634580		SCALE NTS
		SHEET 1 OF 2		REV B1

THIS DRAWING IS UNPUBLISHED. RELEASED FOR PUBLICATION OCT ,2003.

© COPYRIGHT 2003 BY TYCO ELECTRONICS CORPORATION. ALL RIGHTS RESERVED.

LOC	DIST	REVISIONS			
P	LTR	DESCRIPTION	DATE	DWN	APVD
	-	SEE SHEET 1	-	-	-

NOTES:

1.DIMENSION:

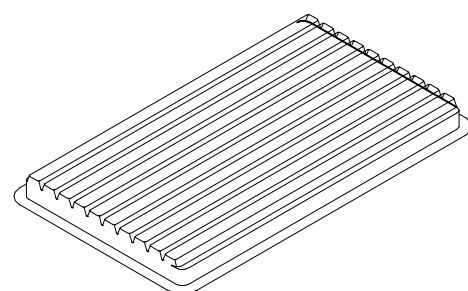
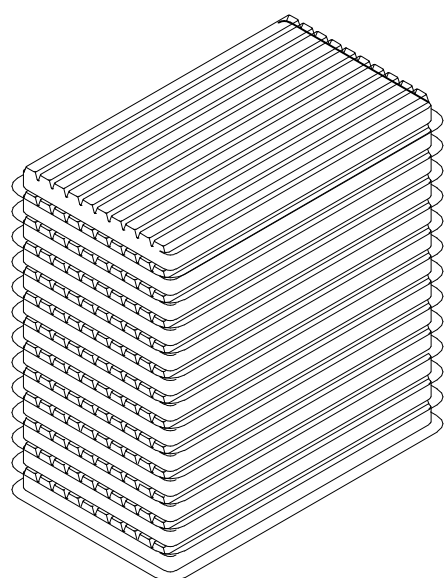
TRAY:L=310,W=220,H=23

SHIPPING BOX:L=335,W=230,H=320

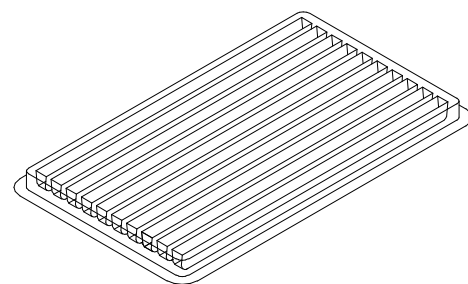
2.QUANTITY:

90 PCS/TRAY

13 TRAY/SHIPPING BOX

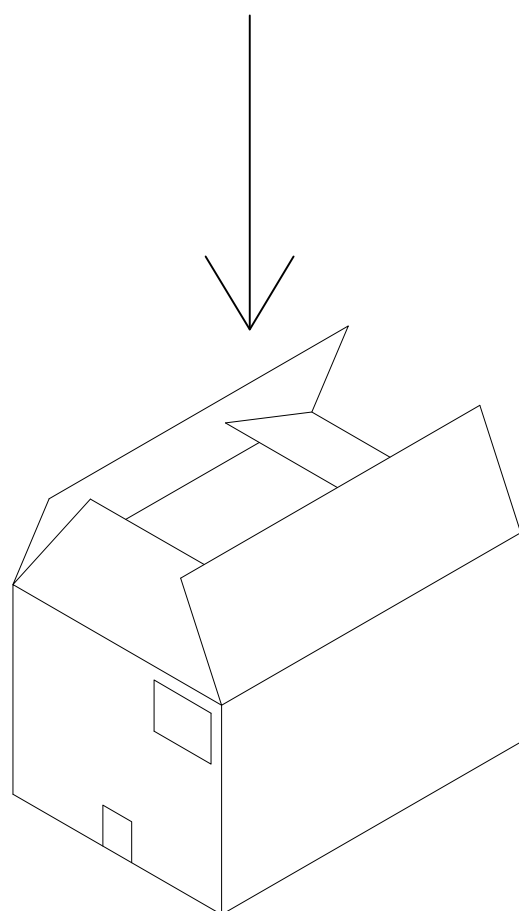



COVER



TRAY

Tray Layout



THIS DRAWING IS A CONTROLLED DOCUMENT.		DWN J.SANDWELL 15SEP2003	Tyco Electronics Corporation Stanmore, Middlesex, HA7 4RS	
DIMENSIONS: MM		CHK S.EBBUTT 15SEP2003	NAME 9 WAY D-SUB PLUG WITH BOARD LOCK	
TOLERANCES UNLESS OTHERWISE SPECIFIED: 0 PLC ± - 1 PLC ± - 2 PLC ± - 3 PLC ± - 4 PLC ± - ANGLES ± -		APVD F.WHEELER-KING 15SEP2003	PRODUCT SPEC -	
MATERIAL SEE NOTE		FINISH -	APPLICATION SPEC -	RESTRICTED TO -
		WEIGHT -	SIZE A3	CAGE CODE 00779
		DRAWING NO C-1634580		SCALE NTS
		CUSTOMER DRAWING		SHEET 2 OF 2
				REV B1