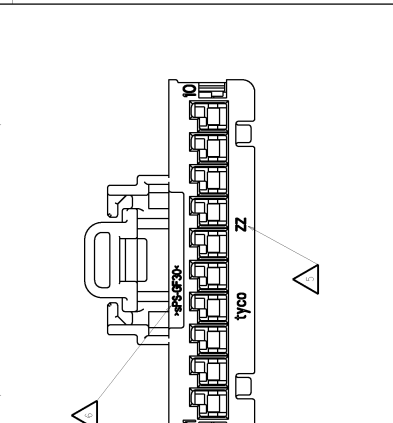
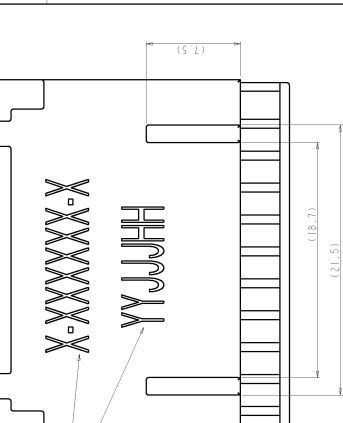



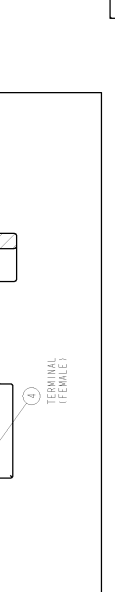
REV	DATE	BY	CHKD	DESCRIPTION
FX	00			RECEIVED PER COR-01-0010324
DB				RECEIVED PER COR-01-004448
DT				RECEIVED PER COR-01-004448

REV	DATE	BY	CHKD	DESCRIPTION

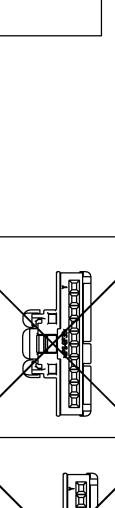
SHOWING MATING COMMENTS FOR REFERENCE ONLY



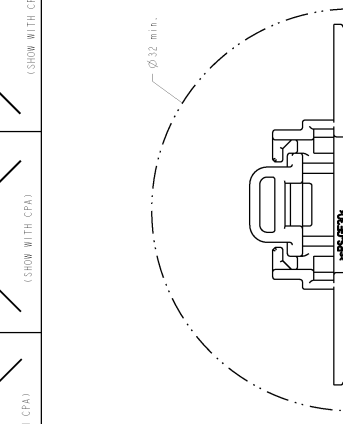
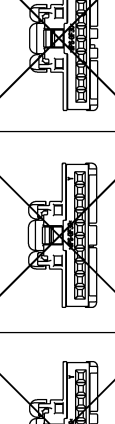
KEYING OPTION	H	S	F	E	D	C	A
1							
2							
3							
4							
5							
6							
7							
8							
9							
10							



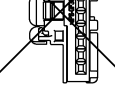
KEYING OPTION	H	S	F	E	D	C	A
1							
2							
3							
4							
5							
6							
7							
8							
9							
10							



KEYING OPTION	H	S	F	E	D	C	A
1							
2							
3							
4							
5							
6							
7							
8							
9							
10							



KEYING OPTION	H	S	F	E	D	C	A
1							
2							
3							
4							
5							
6							
7							
8							
9							
10							



KEYING OPTION	H	S	F	E	D	C	A
1							
2							
3							
4							
5							
6							
7							
8							
9							
10							

REV	DATE	BY	CHKD	DESCRIPTION

REV	DATE	BY	CHKD	DESCRIPTION

REV	DATE	BY	CHKD	DESCRIPTION

REV	DATE	BY	CHKD	DESCRIPTION

REV	DATE	BY	CHKD	DESCRIPTION

MINIMUM FEED THROUGH CONDITION

TERMINAL POSITION NUMBERS LOCATED AS SHOWN.

DELIVERY CONDITION: SPACER AND CPA (OPTIONAL) IN THE INSTALLED POSITION.

PART NUMBER AND DATE CODE.

CAVITY NUMBER

MATERIAL IDENTIFICATION

PACKING: CONNECTOR ASSEMBLIES BULK PACKED IN CARDBOARD BOX.

KEYING "A" SHOWN.

DURING SHIPPING AND HANDLING THE TPA MAY BE DISPLACED TO ITS LOCKED POSITION. THE TPA MAY BE RETURNED TO ITS PROPER FUNCTION USING SHEET 408-10104.

APPLICABLE TERMINAL PART NUMBERS: GOLD APPLICATIONS: 1393364 AND 1393365. TIN APPLICATIONS: 1393366 AND 1393367 FOR TERMINATION AND REELING OPTIONS. SEE DRAWINGS 1393364, 1393365, 1393366 AND 1393367.

TYCO ELECTRONICS  
MORRISVILLE, NC 27560  
www.tycoelectronics.com

1X10 POSITION, 06T, FEMALE CONNECTOR UNSEALED ASSEMBLY

00719 1452187

CUSTOMER DRAWING

REV 5.1

1/17