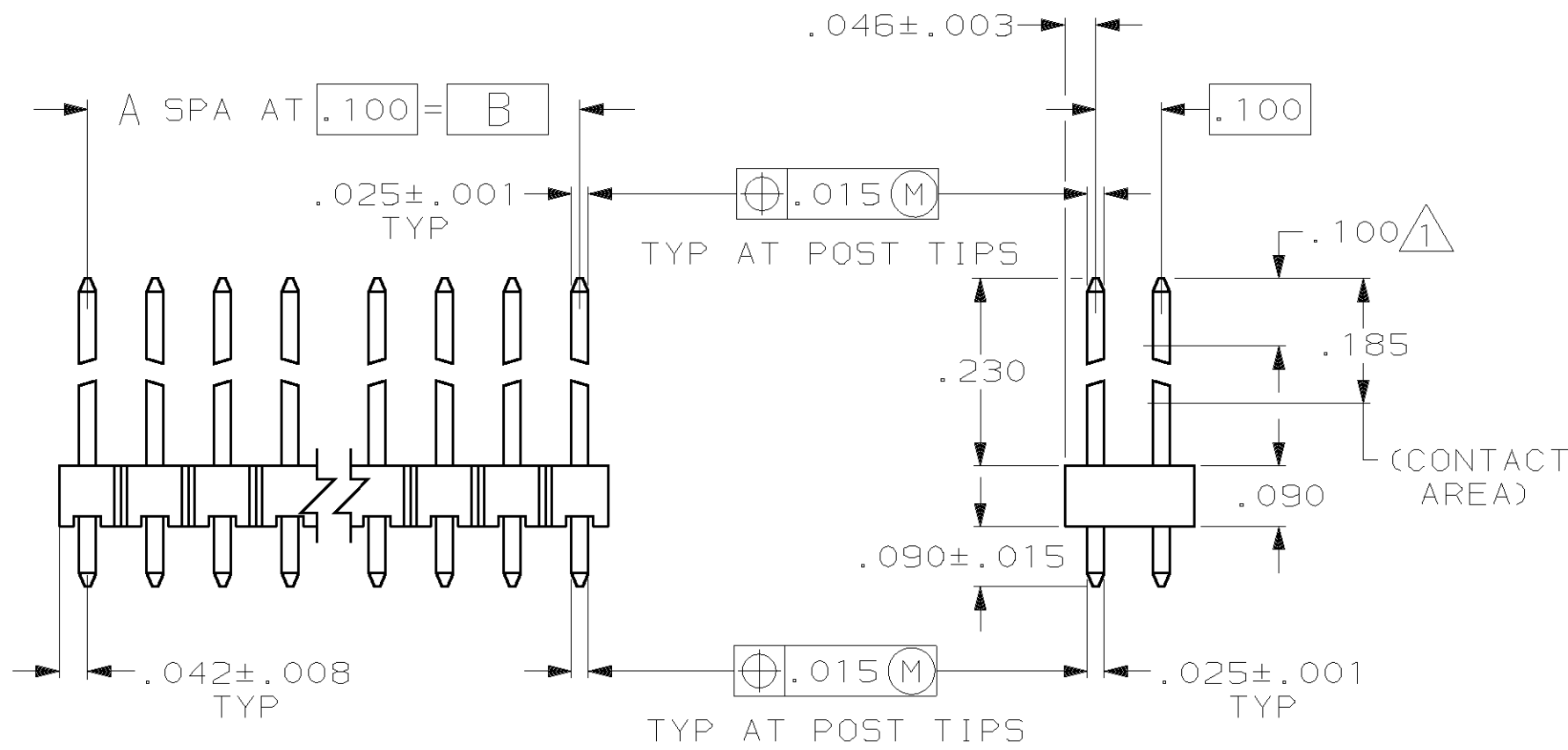
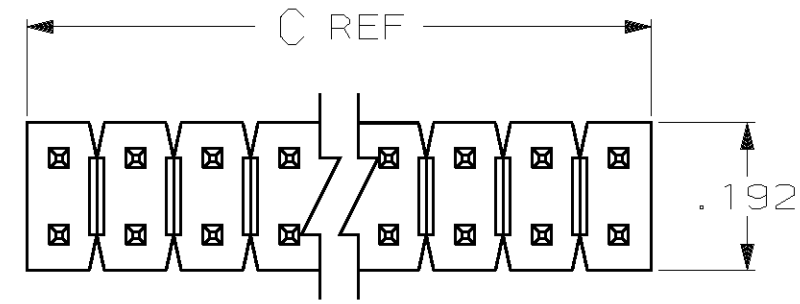


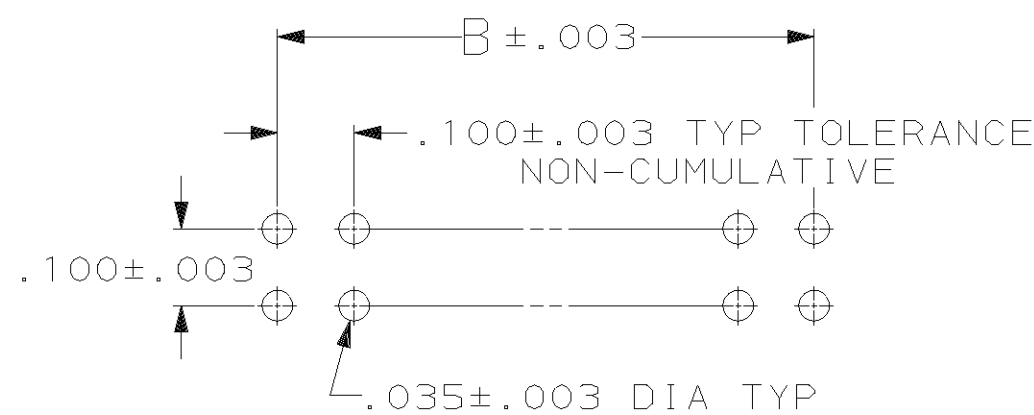
THIS DRAWING IS UNPUBLISHED. RELEASED FOR PUBLICATION ,19 .
 © COPYRIGHT 19 BY AMP INCORPORATED, HARRISBURG, PA. ALL INTERNATIONAL RIGHTS RESERVED. AMP PRODUCTS MAY BE COVERED BY U.S. AND FOREIGN PATENTS AND/OR PATENTS PENDING.

		REVISIONS				
P	F	ZONE	LTR	DESCRIPTION	DATE	APPROVED
			D	REV PER ECN 0010-0436-95	1-11-97	GD
			E	REV PER 0621-0202-98	02APR99	JG
			F	REV PER 0621-0244-98	30NOV99	JG
			G	REV PER 063C-0249-99	04FEB00	JG



- ① POINT OF MEASUREMENT FOR PLATING THICKNESS
- 2 ASSEMBLIES MAY BE BROKEN TO THE DESIRED NUMBER OF POSITIONS
- 3 TRUE POSITION TOLERANCE OF THE POST TIPS APPLIES WHEN THE HEADERS ARE HELD FLAT AGAINST THE PRINTED CIRCUIT BOARD
- ④ .000030 GOLD ON THE CONTACT AREA, .000100-.000200 MATTE TIN-LEAD ON THE SOLDER TAIL, ALL OVER .000050 NICKEL

3.984	3.900	39	80	4	-103783-0
3.884	3.800	38	78	3	-9
3.784	3.700	37	76	3	-8
3.684	3.600	36	74	3	-7
3.584	3.500	35	72	3	-6
3.484	3.400	34	70	3	-5
3.284	3.300	33	68	3	-4
3.284	3.200	32	66	3	-3
3.184	3.100	31	64	3	-2
3.084	3.000	30	62	3	-1
2.984	2.900	29	60	3	-0
2.884	2.800	28	58	2	-9
2.784	2.700	27	56	2	-8
2.684	2.600	26	54	2	-7
2.584	2.500	25	52	2	-6
2.484	2.400	24	50	2	-5
2.384	2.300	23	48	2	-4
2.284	2.200	22	46	2	-3
2.184	2.100	21	44	2	-2
2.084	2.000	20	42	2	-1
1.984	1.900	19	40	2	-0
1.884	1.800	18	38	1	-9
1.784	1.700	17	36	1	-8
1.684	1.600	16	34	1	-7
1.584	1.500	15	32	1	-6
1.484	1.400	14	30	1	-5
1.384	1.300	13	28	1	-4
1.284	1.200	12	26	1	-3
1.184	1.100	11	24	1	-2
1.084	1.000	10	22	1	-1
.984	.900	9	20	1	-0
.884	.800	8	18		-9
.784	.700	7	16		-8
.684	.600	6	14		-7
.584	.500	5	12		-6
.484	.400	4	10		-5
.384	.300	3	8		-4
.284	.200	2	6		-3
.184	.100	1	4		-2
.084	---	---	2		103783-1
C	B	A	NO OF POS	ASSEMBLY PART NUMBER	



RECOMMENDED HOLE LAYOUT

UNLESS OTHERWISE SPECIFIED DIMENSIONS ARE IN INCHES. TOLERANCES ON: DECIMALS ± .005 ANGLES ±	CONTRACT NO	AMP INCORPORATED Harrisburg, Pa.	
	DR 7-25-85 L.D.RINGLEY		
MATERIAL - HOUSING: FLAME RETARDANT THERMOPLASTIC COLOR-BLACK	CHK 7-25-85 R.ELICKER	NAME	
	APPD 7-25-85 R.ELICKER	ASSEMBLY, MOD II, HEADER, BREAKAWAY, DOUBLE ROW, .100X .100, WITH .025 SQUARE POSTS	
POSTS: BRASS	APPD 7-25-85 R.ELICKER	SIZE	F5CM NO
FINISH POSTS ④	DSGN APPD	C	00779
	OTHER APPD	DRAWING NO	
		103783	
		SCALE	SHEET
		4:1	1