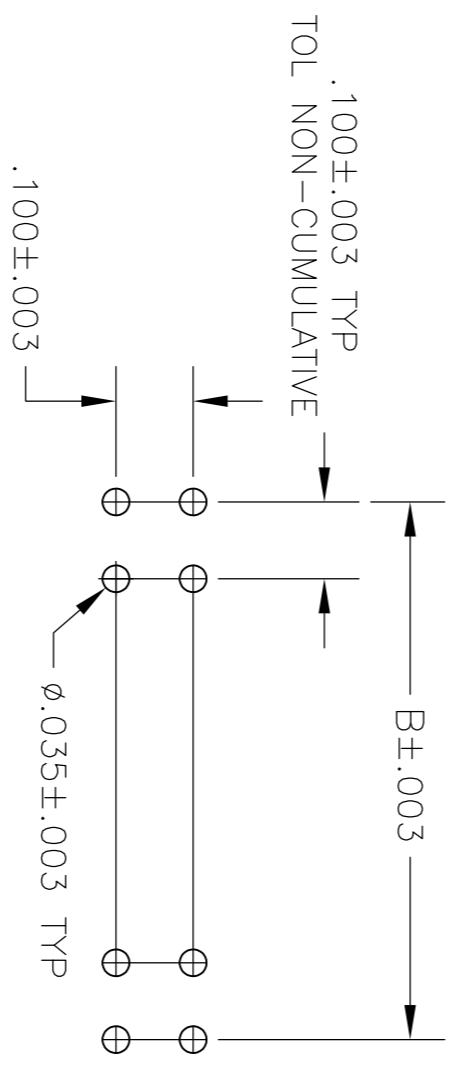
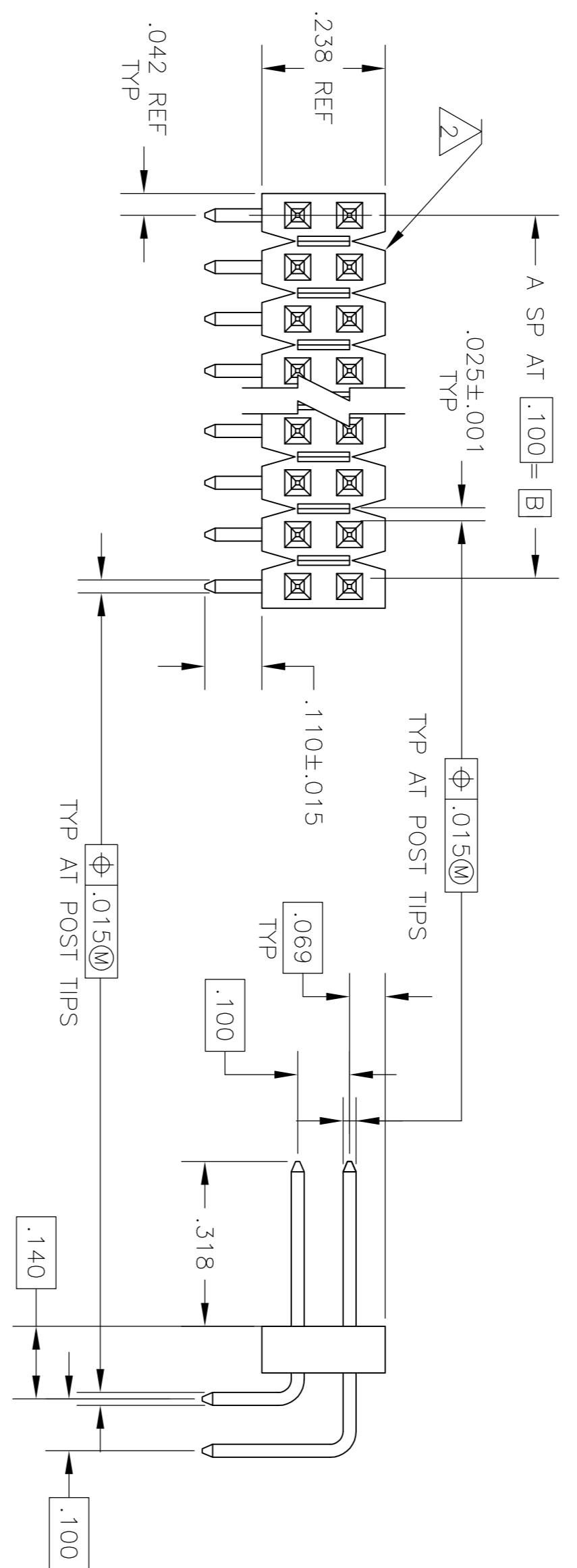
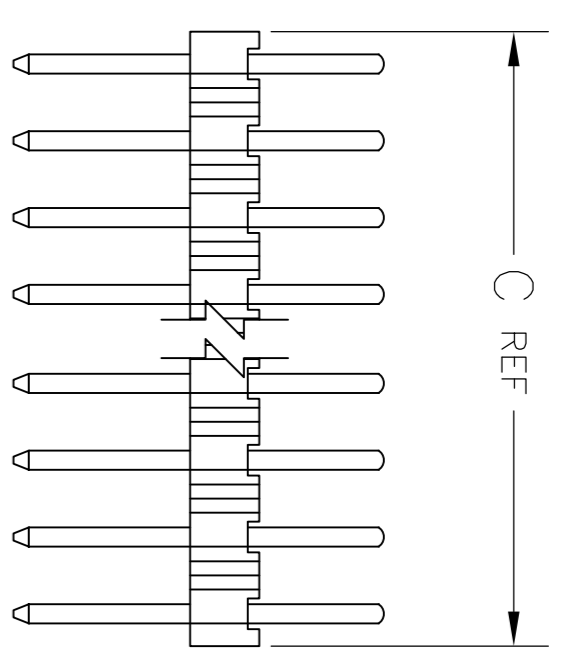


REVIEWS		DATE	REV. NO.
AD	00	28MAY05	BSV/JLG
G1	REVISED PER ECO-09-021826	6MAY10	KK/AEG



RECOMMENDED HOLE LAYOUT

1. ASSEMBLY MAY BE BROKEN TO THE DESIRED NUMBER OF POSITIONS.
2. BREAKAWAY NOTCH ANGLE CAN BE ORIENTED TO THE RIGHT (AS SHOWN) OR TO THE LEFT
3. .000100-.000200 MATTE TIN-LEAD OVER .000050 NICKEL.
4. .000100-.000200 MATTE TIN OVER .000050 NICKEL.
5. HIGH TEMPERATURE CONFIGURATION
6. OBSOLETE PARTS: OBSOLETE CIS STREAMLINING PER DRENAUD/D.SINISI

REMARKS	PLATING	C	B	A	NO OF POSN	PART NUMBER
5	4	3.984	3.900	39	80	9-103324-0
5	4	3.884	3.800	38	78	8-103324-9
5	4	3.784	3.700	37	76	8-103324-8
5	4	3.684	3.600	36	74	8-103324-7
5	4	3.584	3.500	35	72	8-103324-6
5	4	3.484	3.400	34	70	8-103324-5
5	4	3.384	3.300	33	68	8-103324-4
5	4	3.284	3.200	32	66	8-103324-3
5	4	3.184	3.100	31	64	8-103324-2
5	4	3.084	3.000	30	62	8-103324-1
5	4	2.984	2.900	29	60	8-103324-0
5	4	2.884	2.800	28	58	7-103324-9
5	4	2.784	2.700	27	56	7-103324-8
5	4	2.684	2.600	26	54	7-103324-7
5	4	2.584	2.500	25	52	7-103324-6
5	4	2.484	2.400	24	50	7-103324-5
5	4	2.384	2.300	23	48	7-103324-4
5	4	2.284	2.200	22	46	7-103324-3
5	4	2.184	2.100	21	44	7-103324-2
5	4	2.084	2.000	20	42	7-103324-1
5	4	1.984	1.900	19	40	7-103324-0
5	4	1.884	1.800	18	38	6-103324-9
5	4	1.784	1.700	17	36	6-103324-8
5	4	1.684	1.600	16	34	6-103324-7
5	4	1.584	1.500	15	32	6-103324-6
5	4	1.484	1.400	14	30	6-103324-5
5	4	1.384	1.300	13	28	6-103324-4
5	4	1.284	1.200	12	26	6-103324-3
5	4	1.184	1.100	11	24	6-103324-2
5	4	1.084	1.000	10	22	6-103324-1
5	4	.984	.900	9	20	6-103324-0
5	4	.884	.800	8	18	5-103324-9
5	4	.784	.700	7	16	5-103324-8
5	4	.684	.600	6	14	5-103324-7
5	4	.584	.500	5	12	5-103324-6
5	4	.484	.400	4	10	5-103324-5
5	4	.384	.300	3	8	5-103324-4
5	4	.284	.200	2	6	5-103324-3
5	4	.184	.100	1	4	5-103324-2
5	4	.084	—	—	2	5-103324-1

REMARKS	PLATING	C	B	A	NO OF POSN	PART NUMBER
5	4	3.984	3.900	39	80	4-103324-0
5	4	3.884	3.800	38	78	3-103324-9
5	4	3.784	3.700	37	76	3-103324-8
5	4	3.684	3.600	36	74	3-103324-7
5	4	3.584	3.500	35	72	3-103324-6
5	4	3.484	3.400	34	70	3-103324-5
5	4	3.384	3.300	33	68	3-103324-4
5	4	3.284	3.200	32	66	3-103324-3
5	4	3.184	3.100	31	64	3-103324-2
5	4	3.084	3.000	30	62	3-103324-1
5	4	2.984	2.900	29	60	3-103324-0
5	4	2.884	2.800	28	58	2-103324-9
5	4	2.784	2.700	27	56	2-103324-8
5	4	2.684	2.600	26	54	2-103324-7
5	4	2.584	2.500	25	52	2-103324-6
5	4	2.484	2.400	24	50	2-103324-5
5	4	2.384	2.300	23	48	2-103324-4
5	4	2.284	2.200	22	46	2-103324-3
5	4	2.184	2.100	21	44	2-103324-2
5	4	2.084	2.000	20	42	2-103324-1
5	4	1.984	1.900	19	40	2-103324-0
5	4	1.884	1.800	18	38	1-103324-9
5	4	1.784	1.700	17	36	1-103324-8
5	4	1.684	1.600	16	34	1-103324-7
5	4	1.584	1.500	15	32	1-103324-6
5	4	1.484	1.400	14	30	1-103324-5
5	4	1.384	1.300	13	28	1-103324-4
5	4	1.284	1.200	12	26	1-103324-3
5	4	1.184	1.100	11	24	1-103324-2
5	4	1.084	1.000	10	22	1-103324-1
5	4	.984	.900	9	20	1-103324-0
5	4	.884	.800	8	18	103324-9
5	4	.784	.700	7	16	103324-8
5	4	.684	.600	6	14	103324-7
5	4	.584	.500	5	12	103324-6
5	4	.484	.400	4	10	103324-5
5	4	.384	.300	3	8	103324-4
5	4	.284	.200	2	6	103324-3
5	4	.184	.100	1	4	103324-2
5	4	.084	—	—	2	103324-1

5 SUPERSEDED BY 5-103324-5
 4 OBSOLETE
 3 OBSOLETE
 2 OBSOLETE
 1 OBSOLETE

THIS DRAWING IS A CONTROLLED DOCUMENT.

DM: MARTINELLI 1900732
 QWK: JOHN KNITTLE 2300292

Yoco Electronics
 Harrisburg, Pa 17105-3608

ASSEMBLY, HEADER, BREAKAWAY, MOD. II,
 DOUBLE ROW, .100 X .100 C/L, RIGHT ANGLE,
 WITH .025 SQUARE POSTS

SIZE: DATE CODE: DRAWING NO: A1 00779 C=103324

RESTRICTED TO CUSTOMER DRAWING

SCALE: 4:1 SHEET 1 OF 1 REV. G1