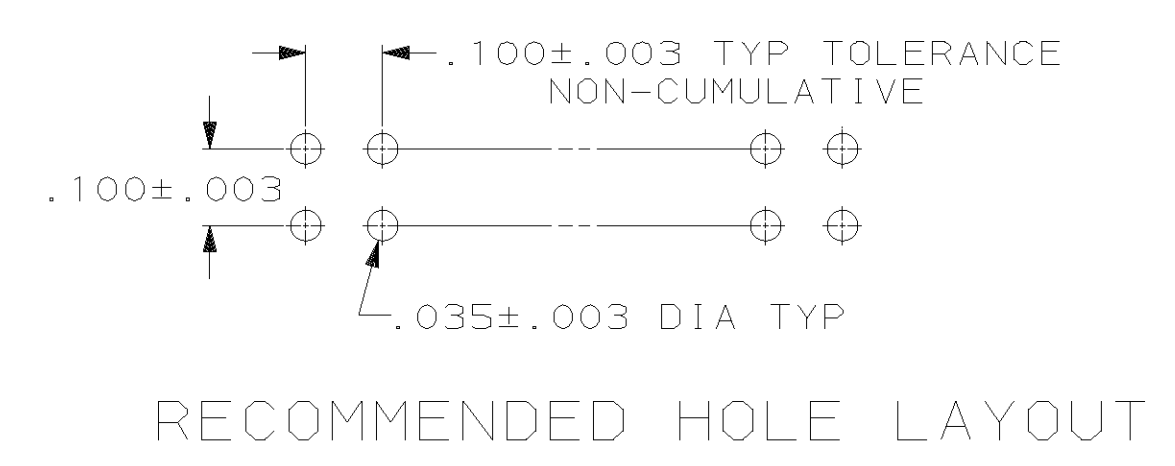
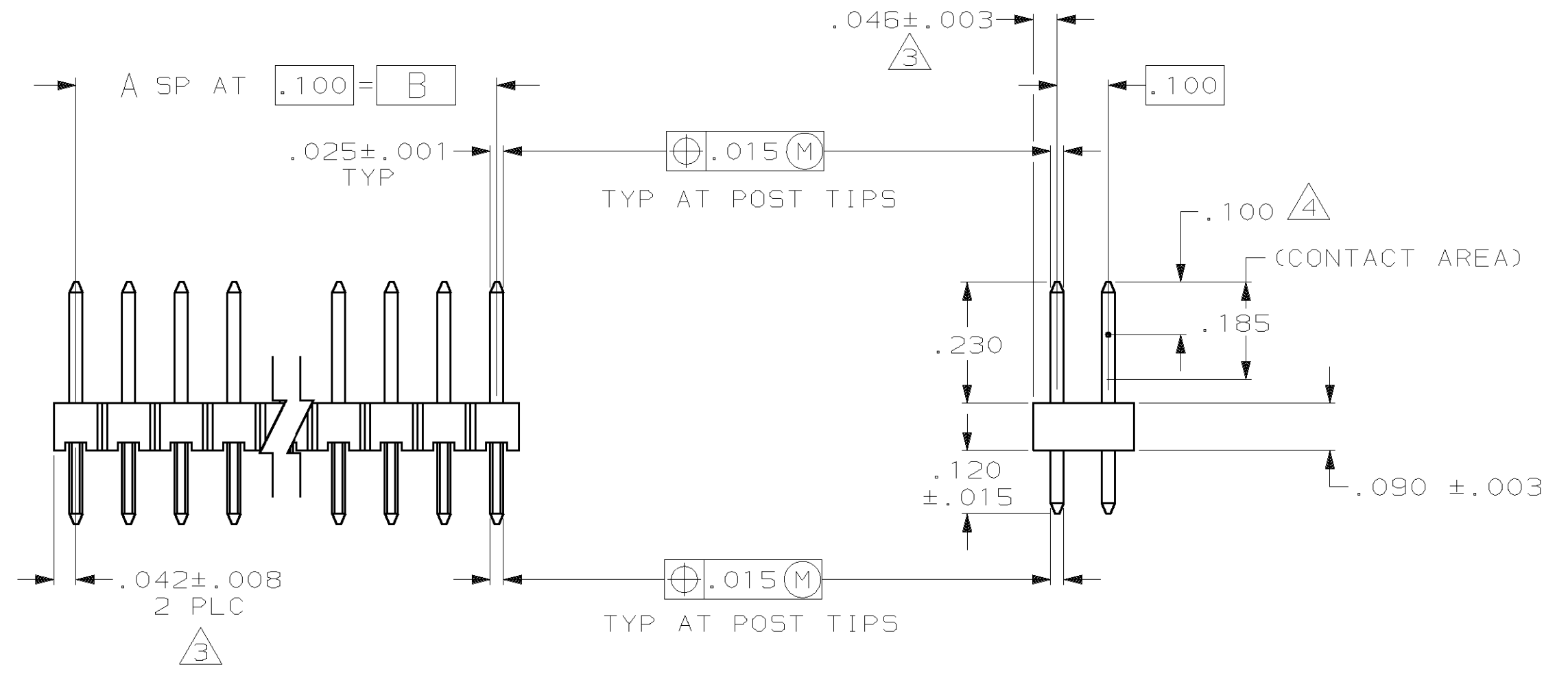
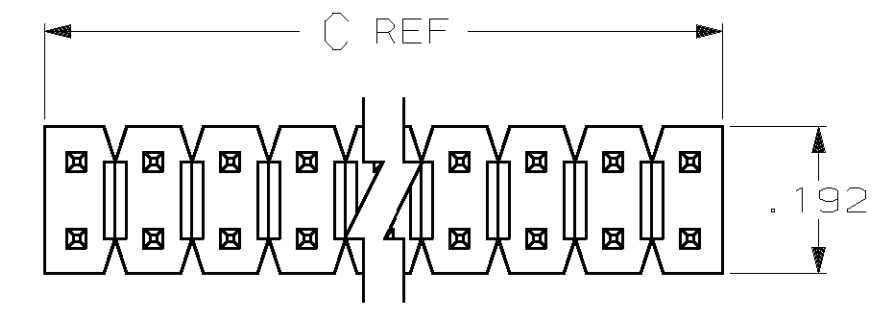


DRAWING MADE IN THIRD ANGLE PROJECTION
 THIS DRAWING IS UNPUBLISHED. RELEASED FOR PUBLICATION
 © COPYRIGHT 19 BY AMP INCORPORATED, HARRISBURG, PA. ALL INTERNATIONAL RIGHTS RESERVED. AMP PRODUCTS MAY BE COVERED BY U.S. AND FOREIGN PATENTS AND/OR PATENTS PENDING.

| LOC | | DIST | | REV | | ZONE | | LTR | | REVISIONS | | | |
|-----|----|------|---|-----|--|------|--|-----|--|-------------|--------------------------|------------|----|
| AD | 39 | P | F | | | | | | | DESCRIPTION | DATE | APPD | |
| | | | | | | | | | | B | REV&REDRAWN ECN 1704 | - | - |
| | | | | | | | | | | C | REV LOC & DIST AD-4171 | 3-90 | BF |
| | | | | | | | | | | D | REV PER ECN 0010-0187-92 | 11/23/92 | JK |
| | | | | | | | | | | E | EC. 0010-0436-95 | TH 8/22/95 | GD |
| | | | | | | | | | | F | REV PER 0621-0244-98 | 30NOV99 | JG |
| | | | | | | | | | | G | REV PER 063C-0249-99 | 03FEB00 | JG |



- ASSEMBLY MAY BE BROKEN TO THE DESIRED NUMBER OF POSITIONS
 - TRUE POSITION TOLERANCE OF THE POST TIPS APPLIES WHEN THE HEADER IS HELD FLAT AGAINST THE PRINTED CIRCUIT BOARD
- △ THE NOTED DIMENSIONS APPLY AT THE INTERSECTION OF THE POST AND HOUSING
 △ POINT OF MEASUREMENT FOR PLATING THICKNESS

| | | | | |
|-------|-------|----|------------|-------------|
| 3.984 | 3.900 | 39 | 80 | 4-103240-0 |
| 3.884 | 3.800 | 38 | 78 | 3-103240-9 |
| 3.784 | 3.700 | 37 | 76 | 3-103240-8 |
| 3.684 | 3.600 | 36 | 74 | 3-103240-7 |
| 3.584 | 3.500 | 35 | 72 | 3-103240-6 |
| 3.484 | 3.400 | 34 | 70 | 3-103240-5 |
| 3.384 | 3.300 | 33 | 68 | 3-103240-4 |
| 3.284 | 3.200 | 32 | 66 | 3-103240-3 |
| 3.184 | 3.100 | 31 | 64 | 3-103240-2 |
| 3.084 | 3.000 | 30 | 62 | 3-103240-1 |
| 2.984 | 2.900 | 29 | 60 | 3-103240-0 |
| 2.884 | 2.800 | 28 | 58 | 2-103240-9 |
| 2.784 | 2.700 | 27 | 56 | 2-103240-8 |
| 2.684 | 2.600 | 26 | 54 | 2-103240-7 |
| 2.584 | 2.500 | 25 | 52 | 2-103240-6 |
| 2.484 | 2.400 | 24 | 50 | 2-103240-5 |
| 2.384 | 2.300 | 23 | 48 | 2-103240-4 |
| 2.284 | 2.200 | 22 | 46 | 2-103240-3 |
| 2.184 | 2.100 | 21 | 44 | 2-103240-2 |
| 2.084 | 2.000 | 20 | 42 | 2-103240-1 |
| 1.984 | 1.900 | 19 | 40 | 2-103240-0 |
| 1.884 | 1.800 | 18 | 38 | 1-103240-9 |
| 1.784 | 1.700 | 17 | 36 | 1-103240-8 |
| 1.684 | 1.600 | 16 | 34 | 1-103240-7 |
| 1.584 | 1.500 | 15 | 32 | 1-103240-6 |
| 1.484 | 1.400 | 14 | 30 | 1-103240-5 |
| 1.384 | 1.300 | 13 | 28 | 1-103240-4 |
| 1.284 | 1.200 | 12 | 26 | 1-103240-3 |
| 1.184 | 1.100 | 11 | 24 | 1-103240-2 |
| 1.084 | 1.000 | 10 | 22 | 1-103240-1 |
| .984 | .900 | 9 | 20 | 1-103240-0 |
| .884 | .800 | 8 | 18 | 103240-9 |
| .784 | .700 | 7 | 16 | 103240-8 |
| .684 | .600 | 6 | 14 | 103240-7 |
| .584 | .500 | 5 | 12 | 103240-6 |
| .484 | .400 | 4 | 10 | 103240-5 |
| .384 | .300 | 3 | 8 | 103240-4 |
| .284 | .200 | 2 | 6 | 103240-3 |
| .184 | .100 | 1 | 4 | 103240-2 |
| .084 | — | — | 2 | 103240-1 |
| C | B | A | NO OF POSN | PART NUMBER |

| | | |
|--|-----------------------------|--|
| UNLESS OTHERWISE SPECIFIED DIMENSIONS ARE IN INCHES TOLERANCES ON : | DR 10-13-87 H MOLL | AMP INCORPORATED Harrisburg, Pa. 17105 |
| 2 PL DEC ± .005 | CHK 10-20-87 T. CLARK | |
| 3 PL DEC ± .005 | APPD 10-20-87 T. CLARK | |
| MATERIAL: HOUSING: FLAME RETARDANT THERMOPLASTIC; COLOR-BLACK | APPD 10-20-87 R. ELICKER | NAME HEADER ASSY, MOD 11, BREAKAWAY, DOUBLE ROW, .100X.100¢, VERTICAL, WITH .025 SQ POSTS |
| POST: PHOSPHOR BRONZE | PRODUCT SPEC — | SIZE D |
| FINISH: POSTS: .000030 GOLD ON CONTACT AREA, .000100-.000200 MATTE TIN-LEAD ON SOLDER TAIL ALL OVER .000050 NICKEL | APPLICATION SPEC — | FSCM NO 00779 |
| | WEIGHT — | DRAWING NO 103240 |
| | | SCALE 4:1 |
| | | SHEET 1 OF 1 |