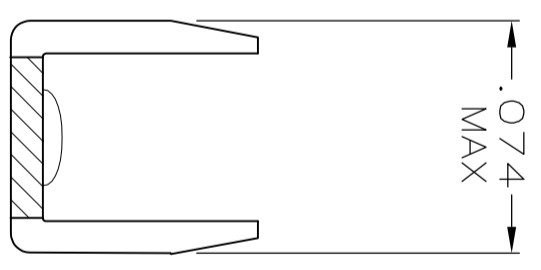
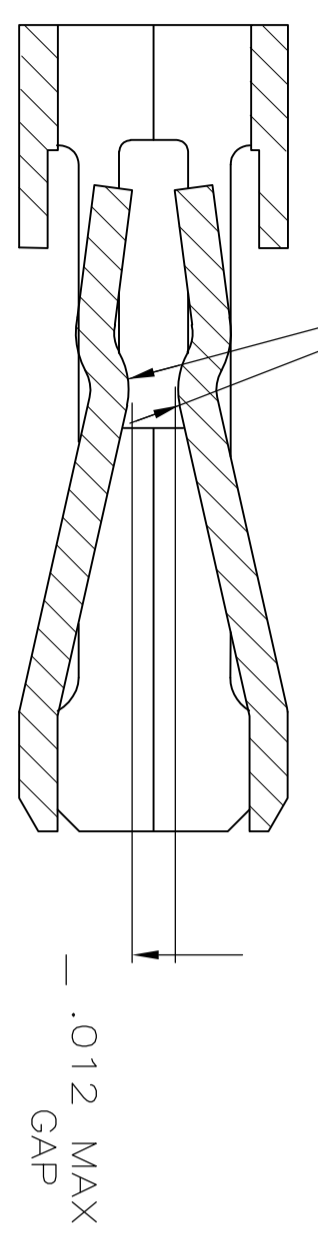
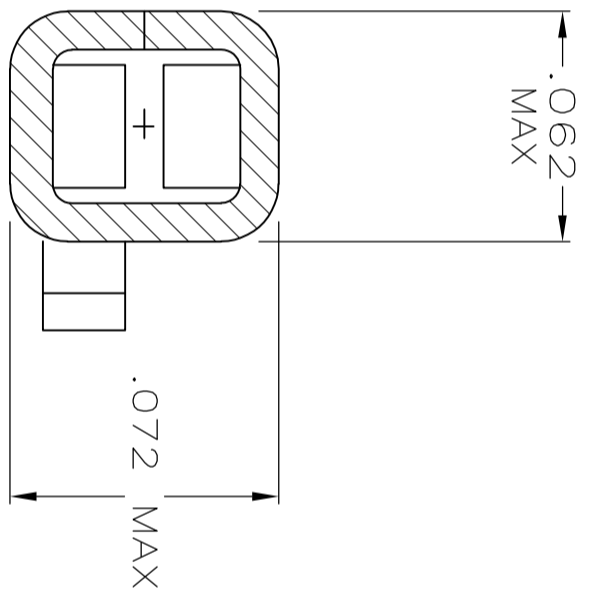
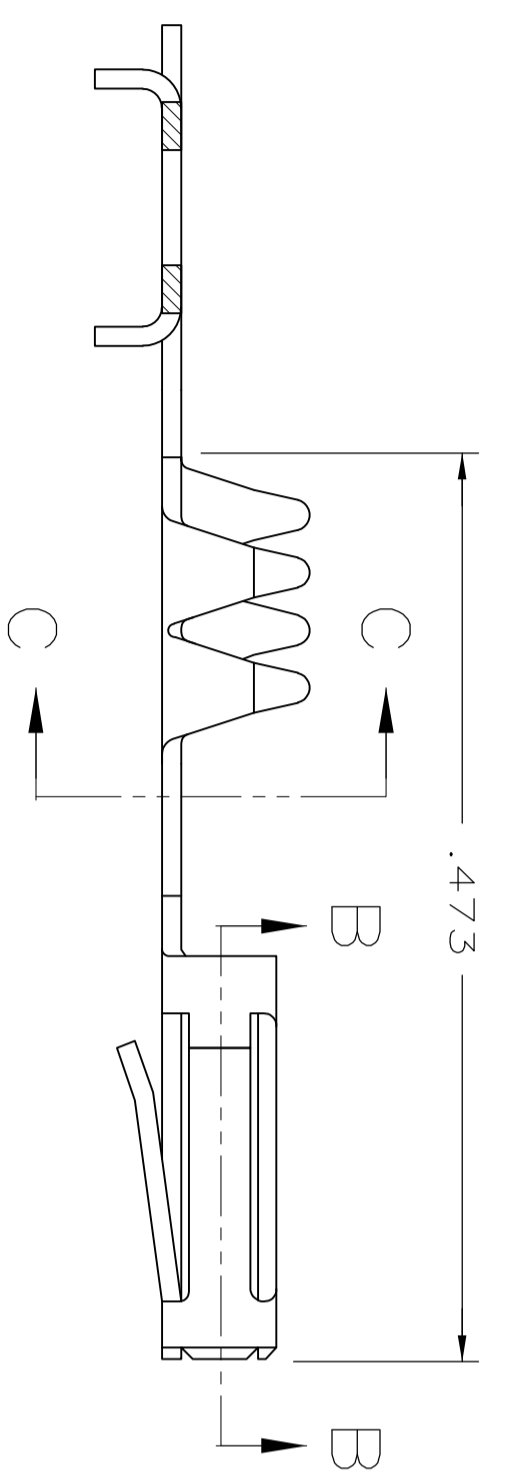
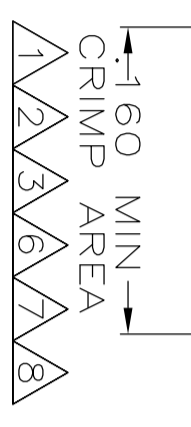
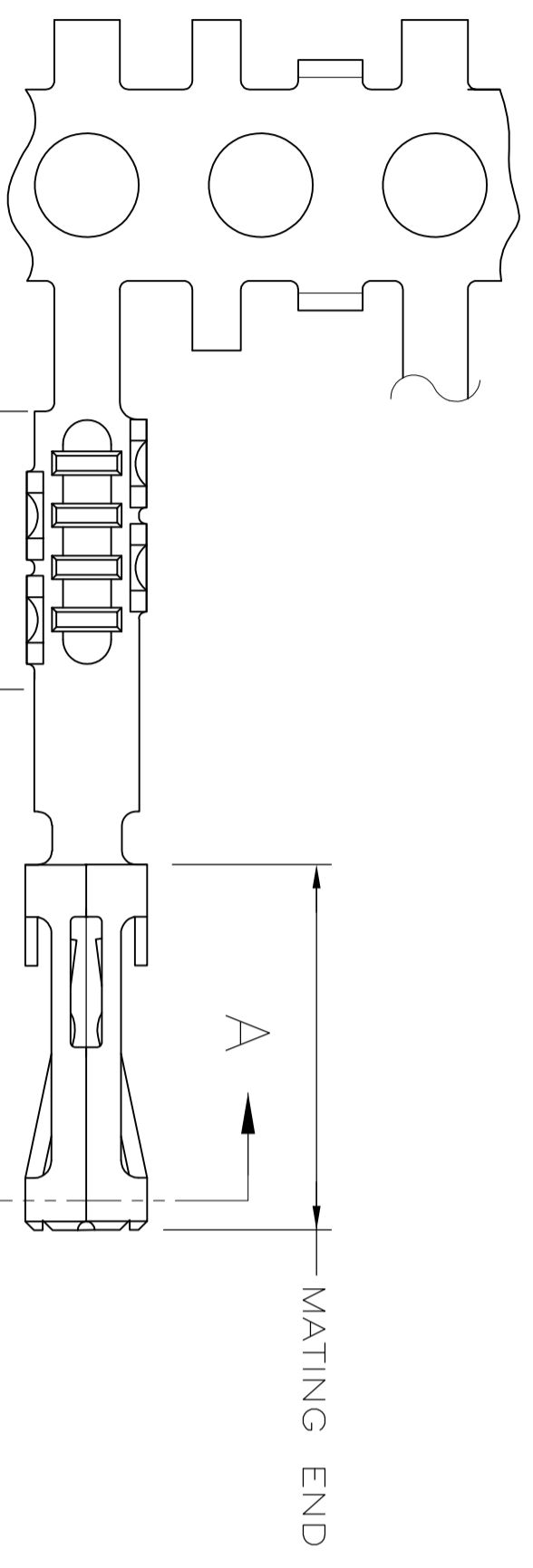


REVOLUTIONS		DATE	DMN	APVD
GP	00	18FEB98	JDP	CWR
P	LTR	REVISED PER ECO-08-005709		



- 1 PREPLATED .000050 MIN THK NICKEL OVER ENTIRE CONTACT WITH .000015 MIN THK GOLD ON THE MATING SURFACES AND PLATED WITH .000100 MIN THK BRIGHT TIN/LEAD IN CRIMP AREA.
- 2 PREPLATED .000050 MIN THK NICKEL OVER ENTIRE CONTACT WITH .000030 MIN THK GOLD ON THE MATING SURFACES AND PLATED WITH .000100 MIN THK BRIGHT TIN/LEAD IN CRIMP AREA.
- 3 PREPLATED .000050 MIN THK NICKEL OVER ENTIRE CONTACT WITH .000050 MIN THK GOLD ON THE MATING SURFACES AND PLATED WITH .000100 MIN THK BRIGHT TIN/LEAD IN CRIMP AREA.
- 4 .000100 MIN THK BRIGHT TIN/LEAD OVER .000050 MIN THK NICKEL OVER ENTIRE CONTACT.
- 5 MATING POST LENGTH ACCEPTED:
SINGLE ROW HOUSINGS .210-.323
DOUBLE ROW HOUSINGS .225-.323
- 6 GOLD FLASH IN CRIMP AREA,
.000100 MIN TIN ON THE MATING END, BOTH OVER .000050 MIN NICKEL.
- 7 PREPLATED .000050 MIN THK NICKEL OVER ENTIRE CONTACT WITH .000015 MIN THK GOLD ON THE MATING SURFACES, AND PLATED WITH GOLD FLASH IN THE CRIMP AREA.
- 8 PREPLATED .000050 MIN THK NICKEL OVER ENTIRE CONTACT WITH .000030 MIN THK GOLD ON THE MATING SURFACES, AND PLATED WITH GOLD FLASH IN THE CRIMP AREA.

SECTION B-B
SCALE 20:1

SECTION A-A
SCALE 20:1

SECTION C-C
SCALE 20:1

8	1-487117-1
7	1-487117-0
6	487117-9
4	487117-8
3	487117-6
2	487117-5
1	487117-4

487117

DRAWING IS A CONTROLLED DOCUMENT.		REVISED PER ECO-08-005709	
DMN	8-30-83	DMN	18FEB98
CHK	G.A.MACK	DMN	JDP
APVD	D.DOLLYHIGH	APVD	CWR
WARRANTY PERIOD	9-1-83	DESCRIPTION	RECEPIACLE CONTACT, HIGH PRESSURE
INCHES	0 P.L.C. ± 1 P.L.C. ± 2 P.L.C. ± 3 P.L.C. ± 4 P.L.C. ±	PRODUCT SPEC	108-9024
TOLERANCES UNLESS OTHERWISE SPECIFIED:	ANGLES ±	APPLICATION SPEC	114-16015
	FINISH SEE TABLE	WEIGHT	
MATERIAL	PHOS BRONZE	CUSTOMER DRAWING	A2 00779 487117
TYCO ELECTRONICS CORPORATION HARRISBURG, PA 17105-3608		SCALE	10:1
RECEPIACLE CONTACT, HIGH PRESSURE		SHEET	1 OF 1
RESTRICTED TO		REV	N