

THIS DRAWING IS UNPUBLISHED.		RELEASED FOR PUBLICATION		REVISED PER 063B-0438-04	
BY TYCO ELECTRONICS CORPORATION.		ALL RIGHTS RESERVED.		DATE	
COPYRIGHT		LITR		DWN	
NOTES:		A		5/25/04	
MATERIAL:		DIST		APVD	
HOUSING: PBT, UL94V-0, COLOR: BLACK.		FT 0		SS SRY	
TERMINAL: BRASS, TIN PLATED.		DESCRIPTION		SS	
SCREW: M3, STEEL, NICKEL PLATED.		REVISED PER 063B-0438-04		SS	
COVER: PC.					

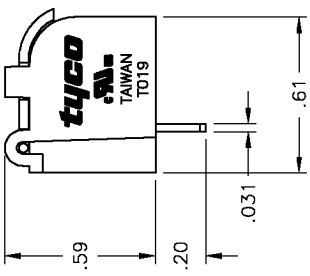
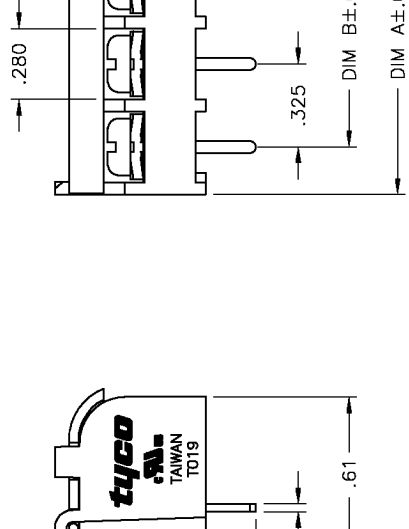
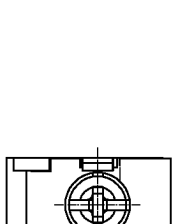
**NOTES:**

MATERIAL: PBT, UL94V-0, COLOR: BLACK.  
 TERMINAL: BRASS, TIN PLATED.  
 SCREW: M3, STEEL, NICKEL PLATED.  
 COVER: PC.

ELECTRICAL:  
 CURRENT RATING: 15A, 300V.  
 WIRE RANGE: 14-22 AWG.

MECHANICAL:  
 OPERATION TEMP: -40°C TO +120°C.

▲ PRELIMINARY PART NUMBER.



▲	9.797	9.425	30	3-1546927-0
▲	9.472	9.100	29	2-1546927-9
▲	9.147	8.775	28	2-1546927-8
▲	8.822	8.450	27	2-1546927-7
▲	8.497	8.125	26	2-1546927-6
▲	8.172	7.800	25	2-1546927-5
▲	7.847	7.475	24	2-1546927-4
▲	7.522	7.150	23	2-1546927-3
▲	7.197	6.825	22	2-1546927-2
▲	6.872	6.500	21	2-1546927-1
▲	6.547	6.175	20	2-1546927-0
▲	6.222	5.850	19	1-1546927-9
▲	5.897	5.525	18	1-1546927-8
▲	5.572	5.200	17	1-1546927-7
▲	5.247	4.875	16	1-1546927-6
▲	4.922	4.550	15	1-1546927-5
▲	4.597	4.225	14	1-1546927-4
▲	4.272	3.900	13	1-1546927-3
▲	3.947	3.575	12	1-1546927-2
▲	3.622	3.250	11	1-1546927-1
▲	3.297	2.925	10	1-1546927-0
▲	2.972	2.600	9	1546927-9
▲	2.647	2.275	8	1546927-8
▲	2.322	1.950	7	1546927-7
▲	1.997	1.625	6	1546927-6
▲	1.672	1.300	5	1546927-5
▲	1.347	.975	4	1546927-4
▲	1.022	.650	3	1546927-3
▲	.697	.325	2	1546927-2
	DIM. A	DIM. B	NO. OF POS.	TYCO PART NO.

THIS DRAWING IS A CONTROLLED DOCUMENT.		DWN	21JAN04
DIMENSIONS: INCHES		S. SCHLEGEL	1/22/04
TOLERANCES UNLESS OTHERWISE SPECIFIED:		S. YODER	1/22/04
0 PLC	±	NAME	
1 PLC	±	Tyco Electronics Corporation	
2 PLC	± .02	Harrisburg, Pa 17105-3608	
3 PLC	± .010	BUCHANAN	
4 PLC	±	TERMINAL BLOCK, .325 TRI BARRIER	
ANGLES	±	W/ COVER	
FINISH	±	CAGE CODE DRAWING NO	
MATERIAL		A3 00779 1546927	
CUSTOMER DRAWING		SCALE	NTS
		SHEET	1 OF 1
		REV	A