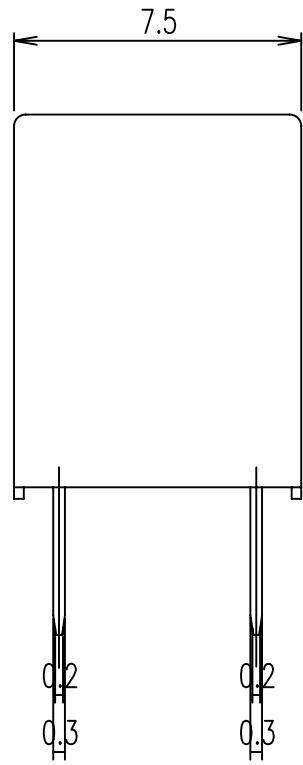
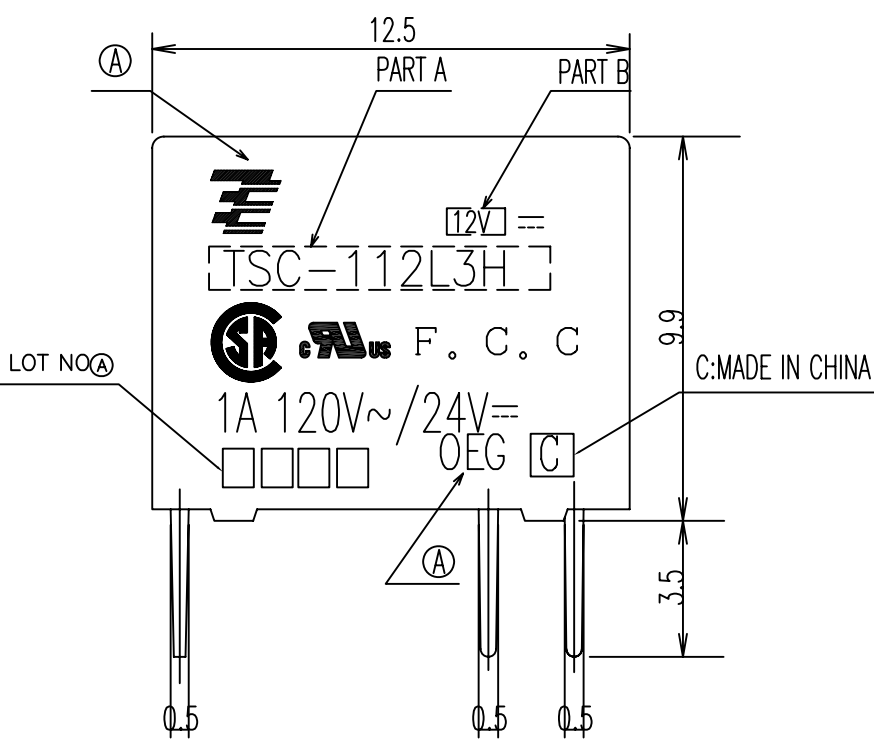
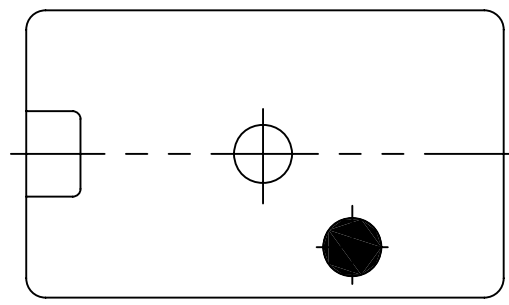
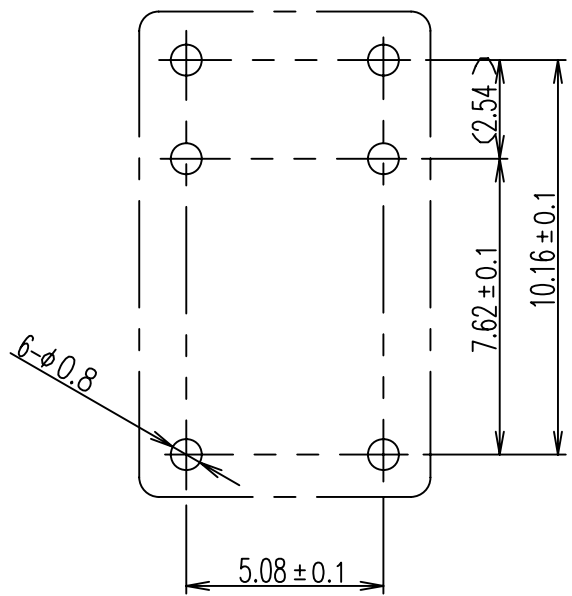


THIS DRAWING IS UNPUBLISHED. RELEASED FOR PUBLICATION
 © COPYRIGHT BY TYCO ELECTRONICS CORPORATION. ALL RIGHTS RESERVED.

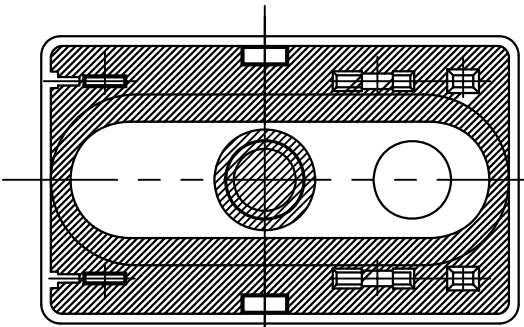
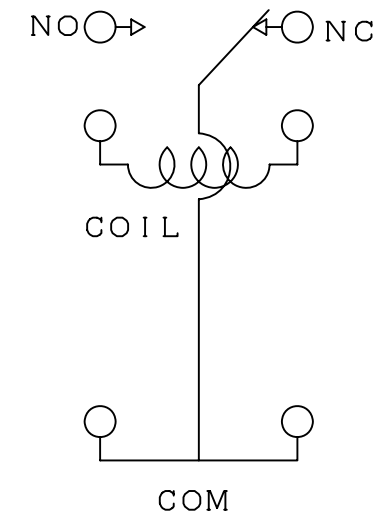
LOC	HB	DIST	REVISIONS						
			P	LTR	DESCRIPTION	ECN	DATE	DWN	APVD
				0	RELEASE		05-JUL-01	N.F	
				A	CHANGE DATE CODE & TE LOGO	ECO-08-007851	31-MAY-08	WQ.Y	BH.Y



DRILLING DIAGRAM (BOTTOM VIEW)



CONNECTION DIAGRAM (BOTTOM VIEW)



THIS DRAWING IS A CONTROLLED DOCUMENT FOR TYCO ELECTRONICS CORPORATION IT IS SUBJECT TO CHANGE AND THE CONTROLLING ENGINEERING ORGANIZATION SHOULD BE CONTACTED FOR THE LATEST REVISION.	
DIMENSIONS: mm	TOLERANCES UNLESS OTHERWISE SPECIFIED: 0 PLC ± 1 PLC ± 2 PLC ± 3 PLC ± 4 PLC ± ANGLES ±
MATERIAL	FINISH

DWN	N.Funayama	Tyco Electronics Corporation ShenZhen, China	
CHK	H.Sasaki		
APVD	A.Nagai		
PRODUCT SPEC APPLICATION SPEC	SEE PRODUCT SPEC LIST		
NAME	TSC SPECIAL TYPE		
SIZE	CAGE CODE	DRAWING NO	RESTRICTED TO
A3	00779	1461185	
CUSTOMER DRAWING		SCALE 5:1	SHEET 1 OF 2 REV A

THIS DRAWING IS UNPUBLISHED. RELEASED FOR PUBLICATION
 © COPYRIGHT BY TYCO ELECTRONICS CORPORATION. ALL RIGHTS RESERVED.

LOC	HB	DIST	REVISIONS							
			P	LTR	DESCRIPTION	ECN	DATE	DWN	APVD	

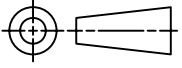
GENERAL TOLERANCE


DIAGRAM DIMENSION	TOLERANCE
0.99mm max.	±0.1mm
1 - 2.99mm	±0.2mm
3mm min.	±0.3mm

n	5-1440007-3	TSC-124D3H	24V	108-79510
m	1461185-4	TSC-118D3H	18V	108-79509
l	2-1419130-1	TSC-112D3H	12V	108-79508
k	1461185-3	TSC-109D3H	9V	108-79507
j	1-1419130-4	TSC-106D3H	6V	108-79506
i	1-1419130-0	TSC-105D3H	5V	108-79505
h	1461185-2	TSC-103D3H	3V	108-79504
g	2-1419130-8	TSC-124L3H	24V	108-79503
f	1461185-1	TSC-118L3H	18V	108-79502
e	2-1419130-4	TSC-112L3H	12V	108-79501
d	1-1419130-8	TSC-109L3H	9V	108-79500
c	1-1419130-5	TSC-106L3H	6V	108-79499
b	1-1419130-2	TSC-105L3H	5V	108-79498
a	5-1440007-2	TSC-103L3H	3V	108-79497
No.	TE PART NO.	PART A	PART B	PRODUCT SPEC NO

			UV SEAL (FOR SEALED TYPE)	15
		EPOXY RESIN	SEAL (CASE&BASE) MIX	14
	SOLDER DIP	Cu ALLOY	COIL TERMINAL	13
94V-0		PBT	BOBBIN	12
		UEW	MAGNETIC WIRE	11
94V-0		PBT	CASE	10
	Ni P	STEEL	YOKE	9
	Ni P	STEEL	ARMATURE	8
	Ni P	STEEL	CORE	7
	SOLDER DIP	Cu ALLOY	MOVABLE SPRING	6
	SOLDER DIP	Cu ALLOY	B TERMINAL	5
	SOLDER DIP	Cu ALLOY	M TERMINAL	4
	GS CLAD	Ag ALLOY	MOVABLE CONTACT	3
	GS CLAD	Ag ALLOY	B CONTACT	2
	GS CLAD	Ag ALLOY	M CONTACT	1
UL-94	FINISH	MATERIAL	DESCRIPTION	ITEM

RELAY TYPE

THIS DRAWING IS A CONTROLLED DOCUMENT FOR TYCO ELECTRONICS CORPORATION IT IS SUBJECT TO CHANGE AND THE CONTROLLING ENGINEERING ORGANIZATION SHOULD BE CONTACTED FOR THE LATEST REVISION.		DWN	N.Funayama
DIMENSIONS: mm		CHK	H.Sasaki
		APVD	A.Nagai
		PRODUCT SPEC SEE PRODUCT SPEC LIST	
TOLERANCES UNLESS OTHERWISE SPECIFIED:		APPLICATION SPEC	
0 PLC ±		WEIGHT	
1 PLC ±			
2 PLC ±			
3 PLC ±			
4 PLC ±			
ANGLES ±			
MATERIAL	FINISH		

 Tyco Electronics Corporation ShenZhen, China		NAME	TSC SPECIAL TYPE	
SIZE	CAGE CODE	DRAWING NO	RESTRICTED TO	
A3	00779	1461185		
CUSTOMER DRAWING		SCALE	SHEET	REV
		5:1	2 OF 2	A