

GDE25-1

Description:

Triad gate drive transformers are used universally in all high frequency switching topologies to isolate the control circuitry from the line-connected switches. The Windings are interleaved for the lowest possible leakage inductance. Turn ratios optimize coupling and enhance performance. Available with single or dual secondaries, these transformers are constructed of UL rated 130° materials and are easily standardized at operating frequencies of 200 kHz and beyond.

Electrical Specifications (@25C):

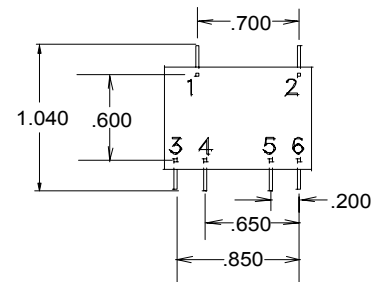
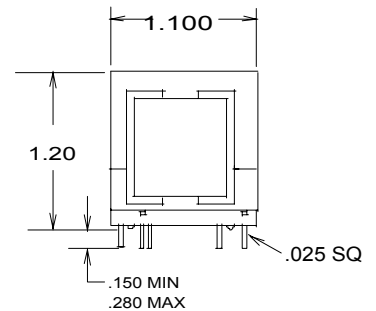
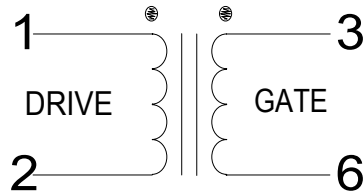
| Max DCR 1-2 | Max DCR Gate | Min. ET Product | Max. Leakage | Min. Inductance | Turns Ratio |
|-------------|--------------|-----------------|--------------|-----------------|-------------|
| .350 Ω | .350 Ω | 540 VμSec | 2.5 μH | .680 mH | 1:1 |

Weight: .045 oz.

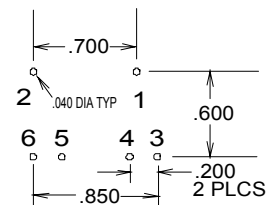
Technical Notes:

1. Drive to gate winding hi-pot tested at 3,750 VRMS.
2. Derate ET product by 32% for 50 kHz, 50% for 100 kHz and for unidirectional operation.
3. Operation at rated current per winding renders approximately 40° temperature rise.

Schematic:



BOTTOM VIEW



MOUNTING HOLE PATTERN TOP VIEW

RoHS Compliance: As of manufacturing date February 2005, all standard products meet the requirements of 2002/95/EC, known as the RoHS initiative.

* Upon printing, this document is considered "uncontrolled". Please contact Triad Magnetics' website for the most current version.