

■ ■ ■ ■
■ ■ Devices thru Material Innovation
■ ■ ■ ■
■ ■ ■ ■

NEC/TOKIN

Chip Capacitors

Product Information



Lead-free
tantalum
chip capacitors

Conductive polymer
tantalum
chip capacitors
NeoCapacitor

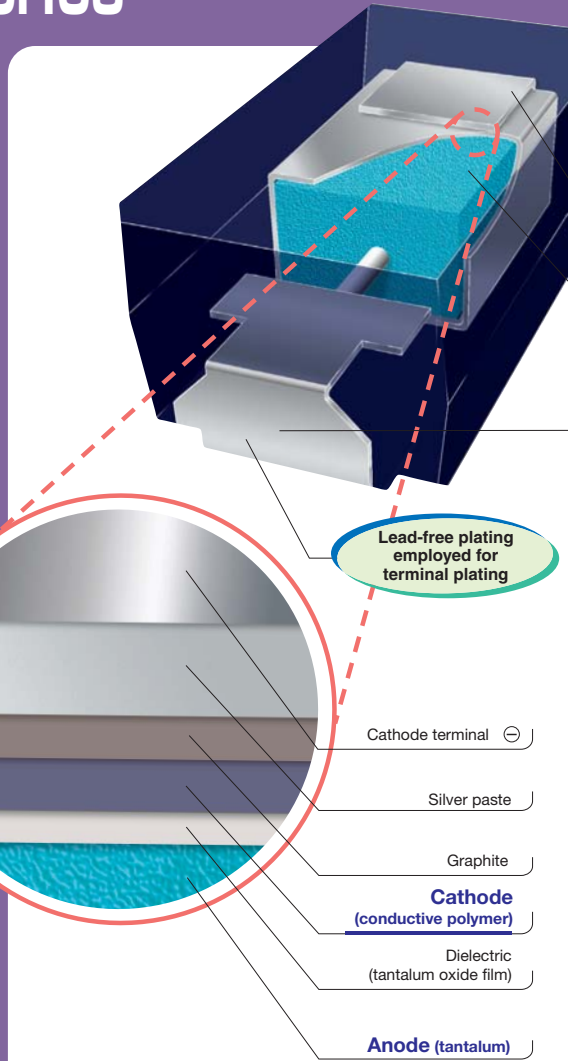


- ⚠
- All specifications in this catalog and production status of products are subject to change without notice. Prior to the purchase, please contact NEC TOKIN for updated product data.
 - Please request for a specification sheet for detailed product data prior to the purchase.
 - Before using the product in this catalog, please read "Precautions" and other safety precautions listed in the printed version catalog.

Ultra-low ESR/RoHS compliant conductive polymer tantalum chip capacitors *NeoCapacitor*™ PS/L series

Featuring new 12 mΩ ultra-low ESR model highly effective for decoupling and noise reduction. Now available with RoHS compliant lead free plating.

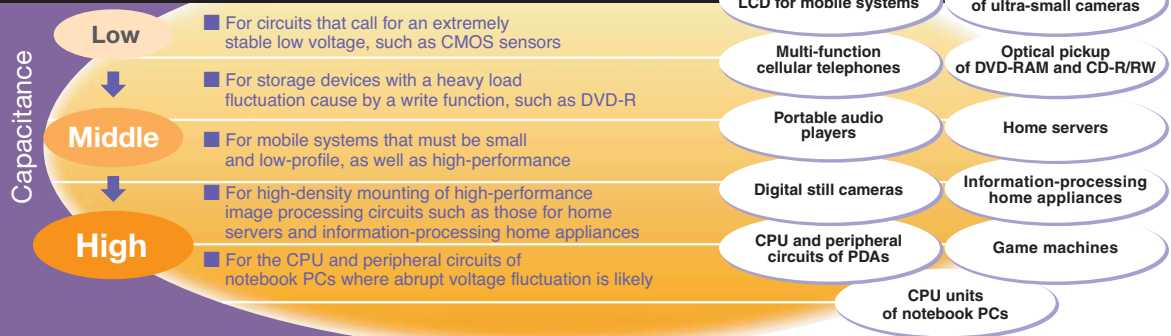
The conductive polymer tantalum chip capacitors, NeoCapacitor, is small but has a high capacitance and an ultra-low ESR (Equivalent series resistance). Compared with other capacitors, the NeoCapacitor absorbs a large amount of noise with less capacitance. By using the NeoCapacitor, therefore, the number of capacitors and mounting space can be reduced. This capacitor is thus ideal for electronic systems that are required to provide not only a high performance and sophisticated functions, but also a small size. In addition, the high permissible ripple current of the NeoCapacitor makes it ideal for smoothing switching power supplies.



Features

- New, ultra-small case (1608 size) available
- Low-profile series 1.1 mm or less in height (J, P, A2, B3 case) offering a wide variation of capacitance, from 2.2 μF to 47 μF
- 1000 μF large capacitance model available for D case (7343 size)
- New, Low-profile 1.5mm or less height with large capacitance series (C2 case) available

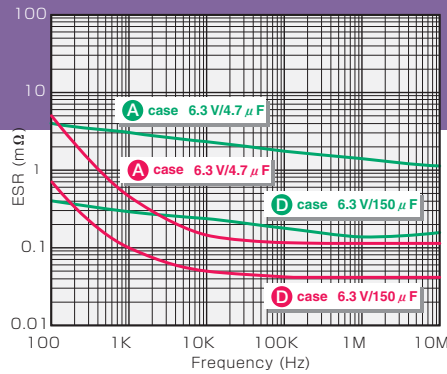
Application fields of NeoCapacitor



⚠ All specifications in this catalog and production status of products are subject to change without notice. Prior to the purchase, please contact NEC TOKIN for updated product data.
 ● Please request for a specification sheet for detailed product data prior to the purchase.
 ● Before using the product in this catalog, please read "Precautions" and other safety precautions listed in the printed version catalog.

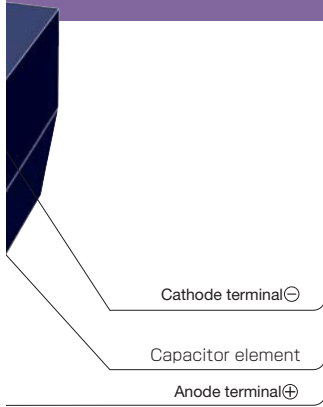
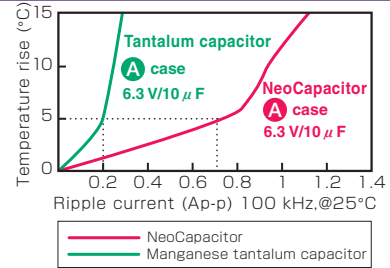
Comparison with standard product (manganese dioxide type)

Comparison of ESR



Comparison of ripple current

Because the ESR of the NeoCapacitor is low, a ripple current 3.5 times higher than the manganese tantalum capacitor is allowed to flow through the Neo-Capacitor over a temperature rise of 5°C.



Structure of NeoCapacitor

Comparison of output ripple current in DC/DC converter (example of using B2 case)

Shown below are the output ripple current of the NeoCapacitor (PS/L series) in a B2 case (3528 size) used in a 10 W class DC/DC converter, and the output ripple current of the manganese tantalum capacitor (E/SV series) in the same circuit. The output ripple current of the NeoCapacitor is less than 1/2 of that of the manganese tantalum capacitor, demonstrating the superb noise absorption of the NeoCapacitor. This indicates that the NeoCapacitor can help reduce the number of components and mounting space.

With NeoCapacitor
(B2 case 6.3 V/47 μF)

60 mVp-p

With manganese tantalum capacitor
(B2 case 6.3 V/47 μF)

150 mVp-p

PS/L series product lineup

DC rated voltage [V(DC)] Capacitance (μF)	2.5	4	6.3	10	16	20	25
1.0							
2.2			J 500		J 500		
3.3			J 500 P 300		A 300		A 800
4.7			J 500 P 300		A2 300 A 300		B2 200
6.8			P 300 A 300		A2 300 A 300 B2 200		B2 200
10		J 300 P 200 A 200	P 200 A2 200 A 200	A2 200 A 200 B2 200	A 180 B2 150 C 200		B2 100
15			A2 200 A 200 B2 150	A 180 B3 70 B2 150	A 180 B3 70 B2 150 C 150		V 70
22	P 200	P 200 A2 200 B2 150	A2 200 A 180 B3 70 B2 150	A 200 B3 70 B2 150 C2 70 C 100	A 200 B3 70 B2 150 C2 70 C 100		V 70 D 70
33	A2 150	A2 150 A 180	A 180 B3 70 B2 150	A 180 B3 70 B2 70 C2 70 C 100	B3 70 B2 70 C2 70 C 55 V 60 D 100		V 70 D 70
47	A2 150	A 180 B3 70	A 180 B3 70 B2 70 C2 70 C 100	B3 70 B2 55 C2 55 C 100	C2 55 C 55 V 60 D 100		D 55
68		A 180 C2 55 C 100	B3 70 B2 55 C2 55 C 100	B2 45 C2 55 C 25 V 18 D 25	C 55 V 40 D 40		
100	B3 70	B3 70 B2 35 C2 55	B2 35 C2 70 C 55	B2 45 C2 55 C 25 V 18 D 25	C 55 V 40 D 40		
150		B2 25 C 100	B2 45 C 18 V 12 D 12	B2 45 C2 55 C 25 V 18 D 25	C 55 V 40 D 40		
220	B2 25	B2 45 C 18 V 12 D 12	V 12 D 40	B2 45 C2 55 C 25 V 18 D 25	C 55 V 40 D 40		
330	B2 45 C 18 V 12	C 55 V 12 D 15	V 25 D 18	B2 45 C2 55 C 25 V 18 D 25	C 55 V 40 D 40		
470	V 12	D 10	V 25 D 18	B2 45 C2 55 C 25 V 18 D 25	C 55 V 40 D 40		
680	D 12	D 12		B2 45 C2 55 C 25 V 18 D 25	C 55 V 40 D 40		
1000	D 15			B2 45 C2 55 C 25 V 18 D 25	C 55 V 40 D 40		

Letter: Case code
Numeral: ESR (mΩ) at 100 kHz, 25°C
*Models with a different ESR value are also available.

□ For the case size, refer to page 8. For the part number, refer to page 9.

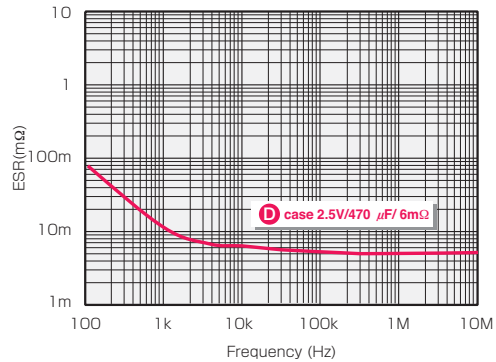
- ⚠ All specifications in this catalog and production status of products are subject to change without notice. Prior to the purchase, please contact NEC TOKIN for updated product data.
- Please request for a specification sheet for detailed product data prior to the purchase.
- Before using the product in this catalog, please read "Precautions" and other safety precautions listed in the printed version catalog.

Single Digit ESR/RoHS compliant. conductive polymer tantalum chip capacitors *NeoCapacitor*™ PS/G series

Features

- Extreme low ESR (6mΩ) and excellent noise absorption performance.
- High capacitance and ultra low ESR based upon on our original Conductive Polymer technology.
- Same outer dimension an conventional PS/L series.
- Lead-free plating employed for terminal plating.
- RoHS compliant.

Frequency characteristics (reference)



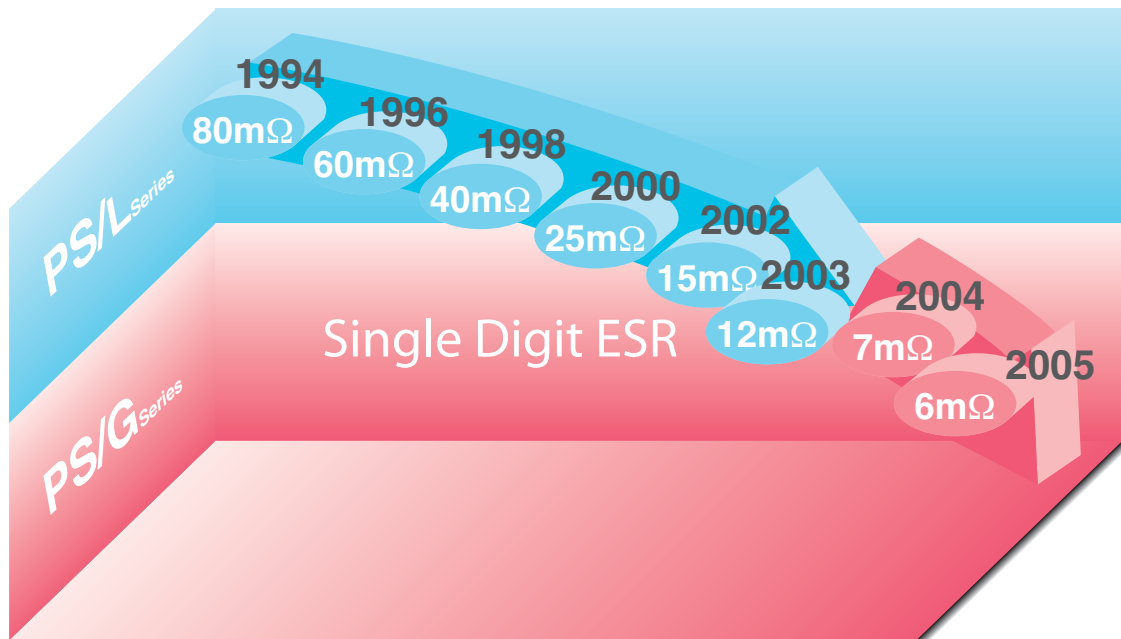
PS/G series product lineup

DC rated vltage (V DC)	2.5		4	
Capacitance (μF)				
220	V 7*		V 9	
330	V 6*	D 7*		
470	V 9	D 6*		
680		D 6*		

Letter : Case code
 Numeral : ESR (mΩ) at 100 kHz, 25°C
 *Models with a different ESR value are also available.

For the case size, refer to page 8. For the part number, refer to page 9.

The pursuit of Ultra-Low ESR *NeoCapacitor*™



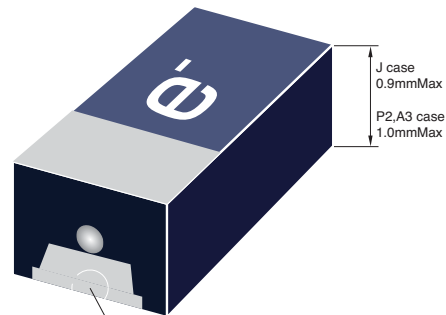
⚠
 ● All specifications in this catalog and production status of products are subject to change without notice. Prior to the purchase, please contact NEC TOKIN for updated product data.
 ● Please request for a specification sheet for detailed product data prior to the purchase.
 ● Before using the product in this catalog, please read "Precautions" and other safety precautions listed in the printed version catalog.

Face down terminal and High capacitance Lead-free/RoHS compliant Tantalum chip capacitors F/SV series

The face down terminal structure minimizes its occupied internal volume, making space for installing a larger capacitor element.

Features

- The low profile of height 0.9mm Max and large capacitance of 47 mF available in 1608 size.
- Enable fillet bonding.
- Lead-free plating is employed for terminal plating.
- RoHS compliant.



Enable fillet bonding
Lead-free plating
employed for
terminal plating

F/SV series product lineup

DC rated voltage(V DC) Capacitance(μF)	2.5	4	6.3	10	16	20	25
1.5							
2.2							
3.3							
4.7							
6.8							
10							
15							
22			J				
33		J					
47	J						
68		P2					
100	P2						
220	A3						

For the case size, refer to page 8. For the part number, refer to page 11.

Face down terminal, high capacitance and ultra-low ESR Conductive Polymer Tantalum Capacitor *NeoCapacitor* F/PS Series

Lead-free/RoHS compliant

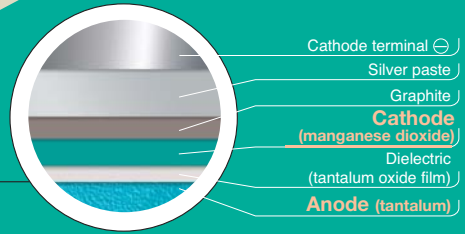
F/PS series Product lineup

DC rated voltage(V DC) Capacitance(μF)	6.3	10
10		
15		
22		
33		A3 200
47	A3 200	

Letter: Case code Numeral: ESR(mΩ) at 100 kHz, 25°C For the case size, refer to page 8. For the part number, refer to page 11.

⚠️
 ● All specifications in this catalog and production status of products are subject to change without notice. Prior to the purchase, please contact NEC TOKIN for updated product data.
 ● Please request for a specification sheet for detailed product data prior to the purchase.
 ● Before using the product in this catalog, please read "Precautions" and other safety precautions listed in the printed version catalog.

Lead-free/RoHS compliant tantalum chip capacitors E/SV series



Structure of tantalum capacitor

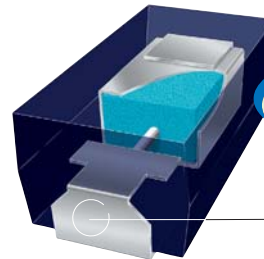


Features

- Ideal for producing environment-friendly products because no lead is used
- Extensive lineup for easy replacement of the existing R and SV/S series

Excellent electrical specifications and reliability help you produce RoHS compliant environment-friendly products. An extensive lineup is available.

The E/SV series tantalum chip capacitors boast excellent electrical characteristics, stable performance, and high reliability. Conventional manganese dioxide is used for the cathode and these tantalum chip capacitors are used in a wide variety of application fields from audio/visual and information systems to communications equipment. In addition, new lead-free models are also available to realize RoHS compliant environment-friendly products. Because the case size and characteristics of these new models are identical to those of the existing models, they can easily replace models in the existing series.



Lead-free plating employed for terminal plating

E/SV series product lineup

P Letter: Case code
Bold letter: Recommended case code

DC rated voltage(V DC) Capacitance(μF)	2.5	4	6.3	10	16	20	25	35
0.47					P	A2	A	A
0.68					P	A2	A	A
1				P	J P	A2	P A2 A	A2 A
1.5			P	J P	J A	A2		A
2.2			J	J P	P A2 A	P A2 A	A	A B2
3.3		P	J	J P A2	P A2 A	A2 A B3	A	B3 B2
4.7			J P A	J P A2 A	A2 A	A2 A B3 B2	B3 B2	C
6.8		J	J P A2	A2 A	A B3	B3 B2	B2	C
10	J	J P	J P A2 A	P A2 A B2	A B3 B2	B2	C2 C	C D
15	J	P	P A2 A	A2 B3	A B2	C	C	D
22	P A2	P A2 A	P A2 A B3 B2	A B3 B2	B3 B2 C	C2 C D	D	
33	P A2	P A2 A	A2 A B3	B3 B2	B2 C2 C	D	D	
47	P A2 A	P A2 A B3	A B3 B2 C	B2 C2 C	C D	D		
68	A	A B3	A B3 B2 C2	B2 C2 C	C D			
100	A B3 B2	A B3 B2 C2	A B3 B2 C2 C	C2 C V D	D			
150	A B3 C2	B2 C2	B2	V D				
220	B3 B2 C2	B2 C	C V D	D				
330	B2 C	C V	V D					
470	B2 C D	D	D					
680		D						

□ For the case size, refer to page 8. For the part number, refer to page 10.

⚠ All specifications in this catalog and production status of products are subject to change without notice. Prior to the purchase, please contact NEC TOKIN for updated product data.
 ● Please request for a specification sheet for detailed product data prior to the purchase.
 ● Before using the product in this catalog, please read "Precautions" and other safety precautions listed in the printed version catalog.

NEC TOKIN Tantalum capacitor Compliance to RoHS Directive

Tantalum Capacitor

Y: Under the limit =COMPLIANT E: Exemptions =COMPLIANT N: Greater or equal to the Limit =NOT COMPLIANT -: Contact NEC TOKIN for details

Product Family/ Product Type	Series Name	Part Number ex. Bulk Taping	Compliance with RoHS Substance Restriction						RoHS Status Compliant: Y, Not compliant: N	Compliant Product Status Under mass production, Expected date or Not planned	Remarks
			Cd <100ppm	Cr+6 <1000ppm	Pb <1000ppm	Hg <1000ppm	PBB <1000ppm	PBDE <1000ppm			
Chip type/SMD											
Face down terminal	F/SV	FSV*** TEFSV***	Y	Y	Y	Y	Y	Y	Y	Under mass production	
Standard	E/SV	ESV*** TEESV***	Y	Y	Y	Y	Y	Y	Y	Under mass production	
Low ESR	SV/Z	SVZ*** TESVZ***	Y	Y	Y	Y	Y	Y	Y	Under mass production	
NeoCapacitor/ polymer	PS/G	PSG*** TEPSG***	Y	Y	Y	Y	Y	Y	Y	Under mass production	
	PS/L	PSL*** TEPSL***	Y	Y	Y	Y	Y	Y	Y	Under mass production	
NeoCapacitor/ polymer/ face down terminal	F/PS	FPS*** TEFPS***	Y	Y	Y	Y	Y	Y	Y	Under mass production	
With fuse	SV/F	SVF*** TESVF***	Y	Y	N	Y	Y	Y	N	Not planned	
High-performance product	SV/H	SVH*** TESVH***	Y	Y	N	Y	Y	Y	N	Not planned	
Conventional	SV/S	SVS*** TESVS***	Y	Y	N	Y	Y	Y	N	-	Compatible with E/SV series
	R (extended)	NR***	Y	Y	N	Y	Y	Y	N	-	
	R	NR***	Y	Y	N	Y	Y	Y	N	-	
Resin coated exterior type/insert											
	DN	DN*** TPDN***	Y	Y	N	Y	Y	Y	N	Not planned	
		DHR*** TPDHR***	Y	Y	N	Y	Y	Y	N	Not planned	
	D	ND***	Y	Y	N	Y	Y	Y	N	Discontinued	

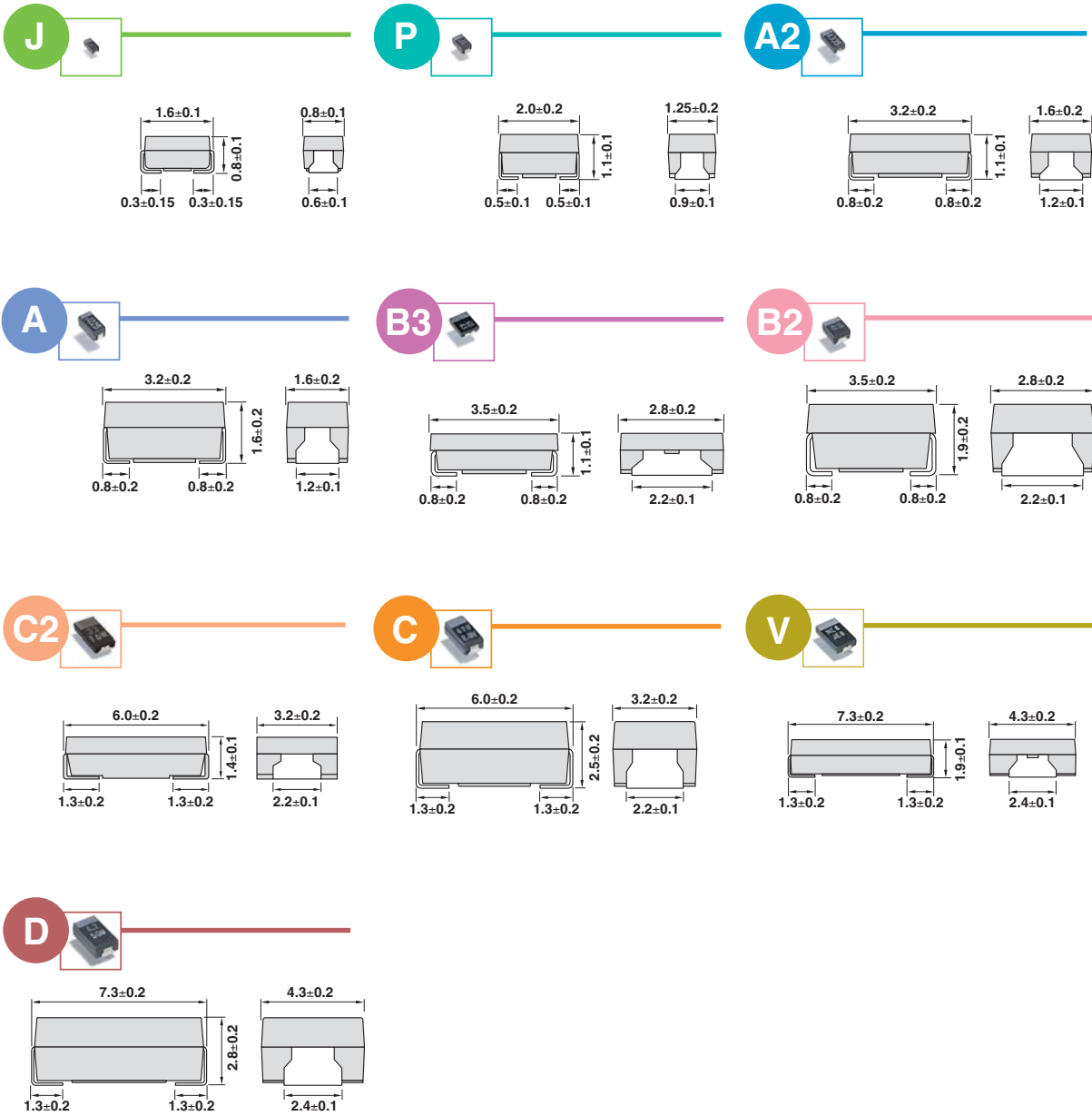
- The RoHS compliance means that we judge from EU Directive 2002/95/EC the products do not contain lead, cadmium, mercury, hexavalent chromium, PBB and PBDE, except impurities existing in natural world.
- This statement does not insure the compliance of any of the listed parts with any laws or legal imperatives developed by any EU members individually with regards to the RoHS Directive.
- The descriptions given in this catalogue are based on product information as of January 2006. Please contact us for information about our current products.
- This catalogue uses only representative series names for products. In order to ensure correct and safe product usage, please request a delivery specification sheet so you can confirm detailed product characteristics.
- Please note that these descriptions are subject to change without notification due to improvements or other reasons.
Please contact NEC TOKIN regarding custom-made products that are not listed here.



- All specifications in this catalog and production status of products are subject to change without notice. Prior to the purchase, please contact NEC TOKIN for updated product data.
- Please request for a specification sheet for detailed product data prior to the purchase.
- Before using the product in this catalog, please read "Precautions" and other safety precautions listed in the printed version catalog.

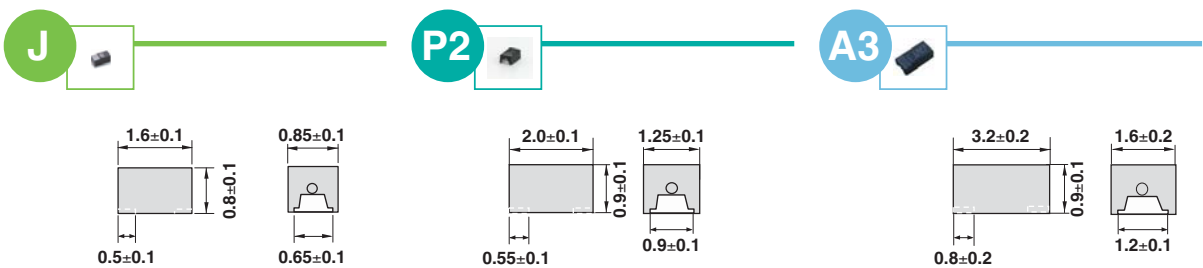
Dimensions

Unit: mm



Dimensions (F/SV series and F/PS series)

Unit: mm



- All specifications in this catalog and production status of products are subject to change without notice. Prior to the purchase, please contact NEC TOKIN for updated product data.
- Please request for a specification sheet for detailed product data prior to the purchase.
- Before using the product in this catalog, please read "Precautions" and other safety precautions listed in the printed version catalog.

Table with columns: DC rated voltage (V DC), Capacitance (µF) 120 Hz, Dissipation factor (%), DC leakage current (µA), ESR (mΩ) 100 kHz, Permissible ripple current (mA rms) 100 kHz, Case code, Part number (tape model*2)

Table with columns: DC rated voltage (V DC), Capacitance (µF) 120 Hz, Dissipation factor (%), DC leakage current (µA), ESR (mΩ) 100 kHz, Permissible ripple current (mA rms) 100 kHz, Case code, Part number (tape model*2)

*1: 5 minutes after application of rated voltage
*2: The part number of the bulk model is without the prefix TE and suffix 8R or 12R.

*1: 5 minutes after application of rated voltage
*2: The part number of the bulk model is without the prefix TE and suffix 12R.



- All specifications in this catalog and production status of products are subject to change without notice.
Please request for a specification sheet for detailed product data prior to the purchase.
Before using the product in this catalog, please read "Precautions" and other safety precautions listed in the printed version catalog.

DC rated voltage (V DC)	Capacitance (μF) 120 Hz	Dissipation factor (%) 120 Hz	DC leakage current ¹⁾ (μA)	ESR (Ω) 100 kHz	Case code	Part number (tape model ²⁾)	DC rated voltage (V DC)	Capacitance (μF) 120 Hz	Dissipation factor (%) 120 Hz	DC leakage current ¹⁾ (μA)	ESR (Ω) 100 kHz	Case code	Part number (tape model ²⁾)
2.5	10	20	0.5	6.5	J	TEESVJ0E106M8R	6.3	100	25	6.3	2	A	TEESVAQJ107M8R
	15	20	0.5	8	J	TEESVJ0E156M8R		100	20	6.3	1.3	B3	TEESVB30J107M8R
	22	20	0.5	4	P	TEESVPOE226M8R		100	12	6.3	0.9	B2	TEESVB20J107M8R
	22	12	0.5	3	A2	TEESVA20E226M8R		100	10	6.3	0.8	C2	TEESVC20J107M12R
	33	12	0.8	4	A2	TEESVA20E336M8R		100	10	6.3	0.6	C	TEESVC0J107M12R
	33	20	0.8	4	P	TEESVPOE336M8R		150	12	9.4	1	B2	TEESVB20J157M8R
	47	30	1.1	6	P	TEESVPOE476M8R		150	10	9.4	0.6	C	TEESVC0J157M12R
	47	12	1.1	4.5	A2	TEESVA20E476M8R		220	14	13.8	1.2	C	TEESVC0J227M12R
	47	12	1.1	4.5	A	TEESVA0E476M8R		220	12	13.8	0.5	V	TEESVQJ227M12R
	68	18	1.7	4.5	A	TEESVA0E686M8R		220	12	13.8	0.5	D	TEESVD0J227M12R
	100	30	2.5	2	A	TEESVA0E107M8R		330	14	20.7	0.5	V	TEESVQJ337M12R
	100	18	2.5	1.3	B3	TEESVB30E107M8R		330	14	20.7	0.5	D	TEESVD0J337M12R
	100	8	2.5	1	B2	TEESVB20E107M8R		470	20	29.6	0.3	D	TEESVD0J477M12R
	150	30	3.7	2	A	TEESVA0E157M8R		1	10	0.5	25	P	TEESVP1A105M8R
	150	20	3.7	1	B3	TEESVB30E157M8R		1.5	20	0.5	25.5	J	TEESVJ1A155M8R
	150	12	3.7	0.8	C2	TEESVC20E157M12R		1.5	20	0.5	25	P	TEESVP1A155M8R
	220	30	5.5	1	B3	TEESVB30E227M8R		2.2	20	0.5	17.5	J	TEESVJ1A225M8R
	220	18	5.5	0.6	B2	TEESVB20E227M8R		2.2	20	0.5	19	P	TEESVP1A225M8R
	220	12	5.5	0.8	C2	TEESVC20E227M12R		3.3	20	0.5	25	J	TEESVJ1A335M8R
	330	25	8.2	0.6	B2	TEESVB20E337M8R		3.3	20	0.5	13	P	TEESVP1A335M8R
330	16	8.2	0.3	C	TEESVC0E337M12R	3.3	8	0.5	8	A2	TEESVA21A335M8R		
470	35	11.7	0.6	B2	TEESVB20E477M8R	4.7	20	0.5	10	J	TEESVJ1A475M8R		
470	18	11.7	1.5	C	TEESVC0E477M12R	4.7	20	0.5	6	P	TEESVP1A475M8R		
470	14	11.7	0.5	D	TEESVD0E477M12R	4.7	8	0.5	8	A2	TEESVA21A475M8R		
4	3.3	20	0.5	20	P	TEESVPOG335M8R	4.7	8	0.5	4.5	A	TEESVA1A475M8R	
	6.8	20	0.5	7.5	J	TEESVJ0G685M8R	6.8	8	0.6	8	A2	TEESVA21A685M8R	
	10	20	0.5	6.5	J	TEESVJ0G106M8R	6.8	8	0.6	4.5	A	TEESVA1A685M8R	
	10	20	0.5	6	P	TEESVPOG106M8R	10	20	1	6	P	TEESVP1A106M8R	
	15	20	0.6	5	P	TEESVPOG156M8R	10	8	1	8	A2	TEESVA21A106M8R	
	22	20	0.8	4	P	TEESVPOG226M8R	10	8	1	3.2	A	TEESVA1A106M8R	
	22	12	0.8	2.8	A2	TEESVA20G226M8R	10	8	1	2.4	B2	TEESVB21A106M8R	
	22	8	0.8	2.5	A	TEESVA0G226M8R	15	12	1.5	3	A2	TEESVA21A156M8R	
	33	20	1.3	4	P	TEESVPOG336M8R	15	8	1.5	2.7	B3	TEESVB31A156M8R	
	33	8	1.3	4.5	A2	TEESVA20G336M8R	22	12	2.2	2.5	A	TEESVA1A226M8R	
	33	10	1.3	3	A	TEESVA0G336M8R	22	8	2.2	1.9	B3	TEESVB31A226M8R	
	47	30	1.8	3	P	TEESVPOG476M8R	22	8	2.2	1.4	B2	TEESVB21A226M8R	
	47	15	1.8	4.5	A2	TEESVA20G476M8R	33	12	3.3	1.7	B3	TEESVB31A336M8R	
	47	12	1.8	2.5	A	TEESVA0G476M8R	33	8	3.3	1.4	B2	TEESVB21A336M8R	
	47	12	1.8	1.7	B3	TEESVB30G476M8R	47	8	4.7	1	B2	TEESVB21A476M8R	
	68	12	2.7	2.5	A	TEESVA0G686M8R	47	8	4.7	1	C2	TEESVC21A476M12R	
	68	15	2.7	1.5	B3	TEESVB30G686M8R	47	8	4.7	0.9	C	TEESVC1A476M12R	
	100	30	4	2	A	TEESVA0G107M8R	68	12	6.8	0.9	B2	TEESVB21A686M8R	
	100	20	4	1.3	B3	TEESVB30G107M8R	68	10	6.8	1	C2	TEESVC21A686M12R	
	100	12	4	0.8	B2	TEESVB20G107M8R	68	8	6.8	0.7	C	TEESVC1A686M12R	
100	10	4	0.8	C2	TEESVC20G107M12R	100	10	10	0.8	C2	TEESVC21A107M12R		
150	18	6	0.7	B2	TEESVB20G157M8R	100	10	10	0.5	C	TEESVC1A107M12R		
150	10	6	0.8	C2	TEESVC20G157M12R	100	8	10	0.5	V	TEESVQ1A107M12R		
220	18	8.8	0.5	B2	TEESVB20G227M8R	100	8	10	0.6	D	TEESVD1A107M12R		
220	12	8.8	0.6	C	TEESVC0G227M12R	150	8	15	0.5	V	TEESVQ1A157M12R		
330	14	13.2	0.2	C	TEESVC0G337M12R	150	10	15	0.6	D	TEESVD1A157M12R		
330	12	13.2	0.5	V	TEESVQ0G337M12R	220	12	22	0.6	D	TEESVD1A227M12R		
470	16	18.8	0.3	D	TEESVD0G477M12R	0.47	10	0.5	35	P	TEESVP1C474M8R		
680	24	27.2	0.3	D	TEESVD0G687M12R	0.68	10	0.5	25	P	TEESVP1C684M8R		
6.3	1.5	10	0.5	25	P	TEESVPOJ155M8R	1	10	0.5	25.5	J	TEESVJ1C105M8R	
	2.2	20	0.5	17.5	J	TEESVJQJ225M8R	1	10	0.5	20	P	TEESVP1C105M8R	
	3.3	20	0.5	13.5	J	TEESVJQJ335M8R	1.5	10	0.5	25	J	TEESVJ1C155M8R	
	4.7	20	0.5	8.5	J	TEESVJQJ475M8R	1.5	4	0.5	6	A	TEESVA1C155M8R	
	4.7	20	0.5	10	P	TEESVPOJ475M8R	2.2	10	0.5	19	P	TEESVP1C225M8R	
	4.7	8	0.5	5.5	A	TEESVAQJ475M8R	2.2	6	0.5	10	A2	TEESVA21C225M8R	
	6.8	20	0.5	7	J	TEESVJQJ685M8R	2.2	6	0.5	6	A	TEESVA1C225M8R	
	6.8	20	0.5	7	P	TEESVPOJ685M8R	3.3	10	0.5	8	P	TEESVP1C335M8R	
	6.8	8	0.5	6.5	A2	TEESVA20J685M8R	3.3	8	0.5	7	A2	TEESVA21C335M8R	
	10	20	0.6	8	J	TEESVJQJ106M8R	3.3	6	0.5	4.5	A	TEESVA1C335M8R	
	10	20	0.6	6	P	TEESVPOJ106M8R	4.7	8	0.7	4.5	A2	TEESVA21C475M8R	
	10	8	0.6	4.5	A2	TEESVA20J106M8R	4.7	6	0.7	4	A	TEESVA1C475M8R	
	10	8	0.6	3.2	A	TEESVA0J106M8R	6.8	6	1	4	A	TEESVA1C685M8R	
	15	20	0.9	5	P	TEESVPOJ156M8R	6.8	6	1	4.1	B3	TEESVB31C685M8R	
	15	12	0.9	4	A2	TEESVA20J156M8R	10	8	1.6	3.2	A	TEESVA1C106M8R	
	15	8	0.9	3	A	TEESVA0J156M8R	10	8	1.6	3.5	B3	TEESVB31C106M8R	
	22	20	1.3	4	P	TEESVPOJ226M8R	10	6	1.6	2	B2	TEESVB21C106M8R	
	22	12	1.3	2.8	A2	TEESVA20J226M8R	15	12	2.4	5	A	TEESVA1C156M8R	
	22	10	1.3	3	A	TEESVA0J226M8R	15	6	2.4	2	B2	TEESVB21C156M8R	
	22	8	1.3	2	B3	TEESVB30J226M8R	22	10	3.5	2.2	B3	TEESVB31C226M8R	
22	8	1.3	1.6	B2	TEESVB20J226M8R	22	6	3.5	2.2	B2	TEESVB21C226M8R		
33	18	2	3	A2	TEESVA20J336M8R	22	6	3.5	1.5	C	TEESVC1C226M12R		
33	12	2	2.5	A	TEESVA0J336M8R	33	8	5.2	1.4	B2	TEESVB21C336M8R		
33	12	2	1.7	B3	TEESVB30J336M8R	33	6	5.2	1.4	C2	TEESVC21C336M12R		
47	12	2.9	2	A	TEESVA0J476M8R	33	6	5.2	1.1	C	TEESVC1C336M12R		
47	12	2.9	1.7	B3	TEESVB30J476M8R	47	6	7.5	0.8	C	TEESVC1C476M12R		
47	8	2.9	1.3	B2	TEESVB20J476M8R	47	6	7.5	0.7	D	TEESVD1C476M12R		
47	8	2.9	0.9	C	TEESVC0J476M12R	68	6	10.8	0.7	C	TEESVC1C686M12R		
68	30	4.2	2	A	TEESVA0J686M8R	68	6	10.8	0.7	D	TEESVD1C686M12R		
68	20	4.2	2	B3	TEESVB30J686M8R	100	8	16	0.5	D	TEESVD1C107M12R		
68	10	4.2	1	B2	TEESVB20J686M8R	0.47	6	0.5	25	A2	TEESVA21D474M8R		
68	10	4.2	0.8	C2	TEESVC20J686M12R	0.68	6	0.5	15	A2	TEESVA21D684M8R		

¹⁾ : 5 minutes after application of rated voltage

²⁾ : The part number of the bulk model is without the prefix TE and suffix 8R or 12R.

Example: Tape model TEESVJ1A155M8R → Bulk model ESVJ1A155M
Tape model TEESVD0J477M12R → Bulk model ESDV0J477M



- All specifications in this catalog and production status of products are subject to change without notice. Prior to the purchase, please contact NEC TOKIN for updated product data.
- Please request for a specification sheet for detailed product data prior to the purchase.
- Before using the product in this catalog, please read "Precautions" and other safety precautions listed in the printed version catalog.

Lead-free Tantalum chip capacitors

E/SV series (J•P•A2•A•B3•B2•C•C•V•D)
 Test conditions: Conform to IEC 60384-1.

DC rated voltage (V DC)	Capacitance (μF) 120 Hz	Dissipation factor (%) 120 Hz	DC leakage current*1 (μA)	ESR (Ω) 100 kHz	Case code	Part number (tape model*2)
20	1	6	0.5	12	A2	TEESVA21D105M8R
	1.5	6	0.5	7.4	A2	TEESVA21D155M8R
	2.2	10	0.5	8	P	TEESVP1D225M8R
	2.2	6	0.5	7	A2	TEESVA21D225M8R
	2.2	6	0.5	6	A	TEESVA1D225M8R
	3.3	8	0.6	5	A2	TEESVA21D335M8R
	3.3	6	0.6	5	A	TEESVA1D335M8R
	3.3	6	0.6	3.9	B3	TEESVB31D335M8R
	4.7	15	0.9	5	A2	TEESVA21D475M8R
	4.7	6	0.9	5	A	TEESVA1D475M8R
	4.7	6	0.9	3	B3	TEESVB31D475M8R
	4.7	6	0.9	3	B2	TEESVB21D475M8R
	6.8	6	1.3	3	B3	TEESVB31D685M8R
	6.8	6	1.3	2.8	B2	TEESVB21D685M8R
	10	6	2	2.5	B2	TEESVB21D106M8R
	15	6	3	1.7	C	TEESVC1D156M12R
	22	6	4.4	1.4	C2	TEESVC21D226M12R
	22	6	4.4	1.4	C	TEESVC1D226M12R
	22	6	4.4	0.8	D	TEESVD1D226M12R
	33	6	6.6	0.8	D	TEESVD1D336M12R
47	6	9.4	0.7	D	TEESVD1D476M12R	
0.47	4	0.5	13	A	TEESVA1E474M8R	
0.68	6	0.5	9	A	TEESVA1E684M8R	
25	1	6	0.5	8	P	TEESVP1E105M8R
	1	6	0.5	13	A2	TEESVA21E105M8R
	1	6	0.5	8	A	TEESVA1E105M8R
	2.2	6	0.5	7	A	TEESVA1E225M8R
	3.3	6	0.8	7	A	TEESVA1E335M8R
	4.7	6	1.1	3	B3	TEESVB31E475M8R
	4.7	6	1.1	3	B2	TEESVB21E475M8R
	6.8	6	1.7	2.5	B2	TEESVB21E685M8R
	10	6	2.5	2	C2	TEESVC21E106M12R
	10	6	2.5	1.5	C	TEESVC1E106M12R
	15	6	3.7	1.5	C	TEESVC1E156M12R
	22	6	5.5	0.8	D	TEESVD1E226M12R
	33	6	8.2	0.7	D	TEESVD1E336M12R
	0.47	6	0.5	12	A	TEESVA1V474M8R
	0.68	6	0.5	8	A	TEESVA1V684M8R
35	1	6	0.5	13	A2	TEESVA21V105M8R
	1	6	0.5	7	A	TEESVA1V105M8R
	1.5	6	0.5	7	A	TEESVA1V155M8R
	2.2	6	0.7	5	A	TEESVA1V225M8R
	2.2	6	0.7	4	B2	TEESVB21V225M8R
	3.3	6	1.1	3	B3	TEESVB31V335M8R
	3.3	6	1.1	3.5	B2	TEESVB21V335M8R
	4.7	6	1.6	2.2	C	TEESVC1V475M12R
	6.8	6	2.3	1.9	C	TEESVC1V685M12R
	10	6	3.5	1.5	C	TEESVC1V106M12R
	10	6	3.5	1	D	TEESVD1V106M12R
	15	6	5.2	0.9	D	TEESVD1V156M12R

*1 : 5 minutes after application of rated voltage

*2 : The part number of the bulk model is without the prefix TE and suffix 8R or12R.

Example: Tape model TEESVJ1A155M8R → Bulk model ESVJ1A155M
 Tape model TEESVD0J477M12R → Bulk model ESVD0J477M

Face down terminal

F/SV series (J, P2 case)
 Test conditions: IEC 60384-1.

DC rated voltage (V DC)	Capacitance (μF) 120 Hz	Dissipation factor (%) 120 Hz	DC leakage current*1 (μA)	ESR (Ω) 100 kHz	Case code	Part number (tape model*2)
2.5	47	30	1.1	4	J	TEFSVJ0E476M8R
	100	35	2.5	3	P2	TEFSVP20E107M8R
	220	20	5.5	1	A3	TEFSVA30E227M8R
4	33	30	1.3	4	J	TEFSVJ0G336M8R
	68	18	2.7	2.5	P2	TEFSVP20G686M8R
6.3	22	20	1.3	4	J	TEFSVJ0J226M8R

*1 : 5 minutes after application of rated voltage

*2 : The part number of the bulk model is without the prefix TE and suffix 8R.

Example: Tape model: TEFSVP20E107M8R Bulk model: FSVP20E107M
 Tape model: TEFPSA31A336M8R → Bulk model: FPSA31A336M

Face down terminal

F/PS series (A3 case)
 Test conditions: Conform to IEC 60384-1.

DC rated voltage (V DC)	Capacitance (μF) 120 Hz	Dissipation factor (%) 120 Hz	DC leakage current*1 (μA)	ESR (mΩ) 100 kHz	Permissible ripple current (mA _{rms}) 100kHz	Case code	Part number (tape model*2)
6.3	47	6	29.6	200	548	A3	TEPSA31A336M8R
10	33	6	33	200	548	A3	TEPSA31A336M8R



- All specifications in this catalog and production status of products are subject to change without notice. Prior to the purchase, please contact NEC TOKIN for updated product data.
- Please request for a specification sheet for detailed product data prior to the purchase.
- Before using the product in this catalog, please read "Precautions" and other safety precautions listed in the printed version catalog.