

**Power PCB Relay RPII/2**

- 2 pole 8A, 2 form C (CO) or 2 form A (NO) contacts
- 4kV/8mm coil-contact
- Twin contacts available
- RoHS compliant (Directive 2002/95/EC)

Typical applications  
Domestic appliances, UPS



F0150-B

**Approvals**

VDE REG.-Nr. C894, UL E214024  
Technical data of approved types on request

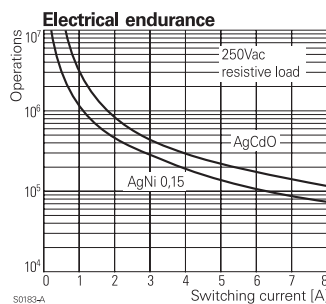
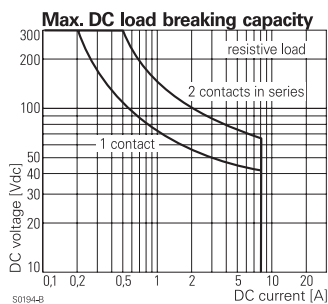
**Contact Data**

Contact arrangement	2 form C (CO) or 2 form A (NO)
Rated voltage	250VAC
Max. switching voltage	400VAC
Rated current	8A (UL: 10A)
Limiting making current, max 4s, duty factor 10%	14A
Breaking capacity max.	2000VA
Contact material	AgCdO, AgNi0.15
Frequency of operation, with/without load	600/72000h <sup>-1</sup>
Operate/release time typ.	9/3ms
Bounce time typ., form A/form B	2/3ms

**Contact ratings**

Type	Contact	Load	Cycles
<b>IEC61810</b>			
RP420/421	A (NO)	8A, 250VAC, resistive, 35°C	100x10 <sup>3</sup>
RP420	A (NO)	5A, 250VAC, resistive, 70°C	30x10 <sup>3</sup>

Mechanical endurance >20x10<sup>6</sup> operations



**Coil Data**

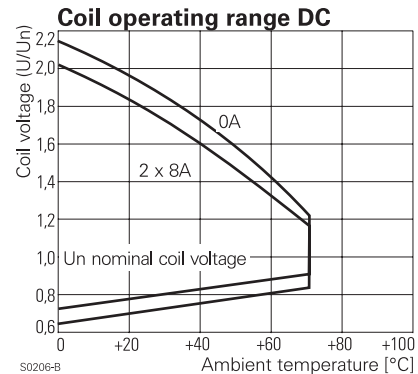
Coil voltage range	5 to 110VDC
Operative range, IEC 61810	2

**Coil versions, DC coil**

Coil code	Rated voltage VDC	Operate voltage VDC	Release voltage VDC	Coil resistance Ω±10% <sup>1)</sup>	Rated power mW
005	5	3.5	0.5	54	500
006	6	4.2	0.6	68	500
012	12	8.4	1.2	270	500
024	24	16.8	2.4	1100 <sup>1)</sup>	500
048	48	33.6	4.8	4400 <sup>1)</sup>	500
060	60	42.0	6.0	6540 <sup>1)</sup>	500
110	110	77.0	11.0	23100 <sup>1)</sup>	500

1) Coil resistance ±15%.

All figures are given for coil without pre-energization, at ambient temperature +20°C. Other coil voltages on request.



**Insulation Data**

Initial dielectric strength	
between open contacts	1000V <sub>rms</sub>
between contact and coil	4000V <sub>rms</sub>
between adjacent contacts	2500V <sub>rms</sub>
Clearance/creepage	
between contact and coil	≥8/8mm
Material group of insulation parts	IIIa

**Power PCB Relay RPII/2 (Continued)**

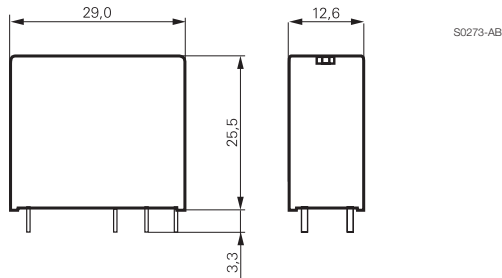
**Other Data**

Material compliance: EU RoHS/ELV, China RoHS, REACH, Halogen content refer to the Product Compliance Support Center at [www.te.com/customersupport/rohssupportcenter](http://www.te.com/customersupport/rohssupportcenter)

Ambient temperature	-40 to +70°C
Category of environmental protection IEC 61810	RTII - flux proof, RTIII - wash tight
Vibration resistance (functional), form A/form B, 30 to 150Hz	11/1.5g
Shock resistance (destructive)	100g
Terminal type	PCB-THT
Weight	18g
Resistance to soldering heat THT, IEC 60068-2-20	
flux proof version	270°C/10s
wash tight version	260°C/5s
Packaging/unit	tube/20 pcs., box/500 pcs.

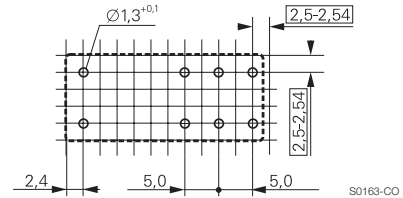
**Dimensions**

Dimensions in mm

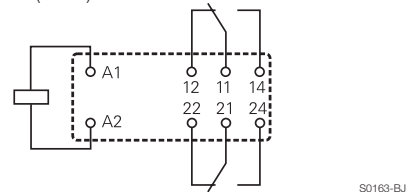


**PCB layout / terminal assignment**

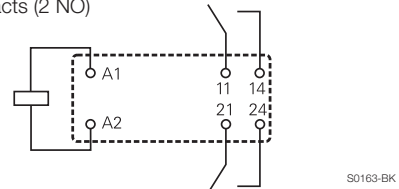
Bottom view on solder pins  
Dimensions in mm



2 form C contacts (2 CO)



2 form A contacts (2 NO)



**Product code structure**

Typical product code **RP 4 2 0 024**

<b>Type</b>	RP Power PCB Relay RPII/2				
<b>Version</b>	4 8A, flux proof	8 8A, wash tight			
<b>Contact arrangement</b>	2 2 form C (2 CO)	4 2 form A (2 NO)			
<b>Contact material</b>	1 AgNi0.15	0 AgCdO			
<b>Coil</b>	Coil code: please refer to coil versions table				

Product code	Version	Contact arrangement	Contact material	Pinning	Part number
RP420006	Flux proof, 8A	2 form C (CO) contacts	AgCdO	6VDC	4-1393234-8
RP420012				12VDC	5-1393234-0
RP420024				24VDC	5-1393234-1
RP420048				48VDC	5-1393234-2
RP421012				12VDC	6-1393234-7
RP421024	Wash tight, 8A		AgNi0.15	24VDC	6-1393234-8
RP421110				110VDC	7-1393234-1
RP820012				12VDC	9-1393234-0
RP820024				24VDC	9-1393234-2
RP821012				12VDC	1393845-4
RP821024			AgNi0.15	24VDC	1393845-5

This list represents the most common types and does not show all variants covered by this datasheet.  
Other types on request