THIS DRAWING IS UNPUBLISHED. RELEASED FOR PUBLICATION -.-.-
© COPYRIGHT - By - ALL RIGHTS RESERVED.

LOC	DIST
J	—

REVISIONS 変更

P	LTR	DESCRIPTION	DATE	DWN	APVD
	M4	REVISED ECR-13-004653	14MAR2013	TS	KB

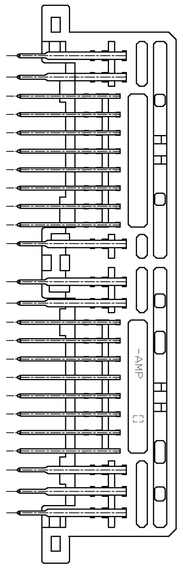

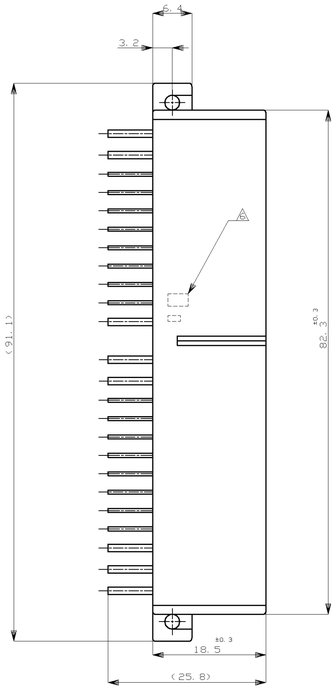

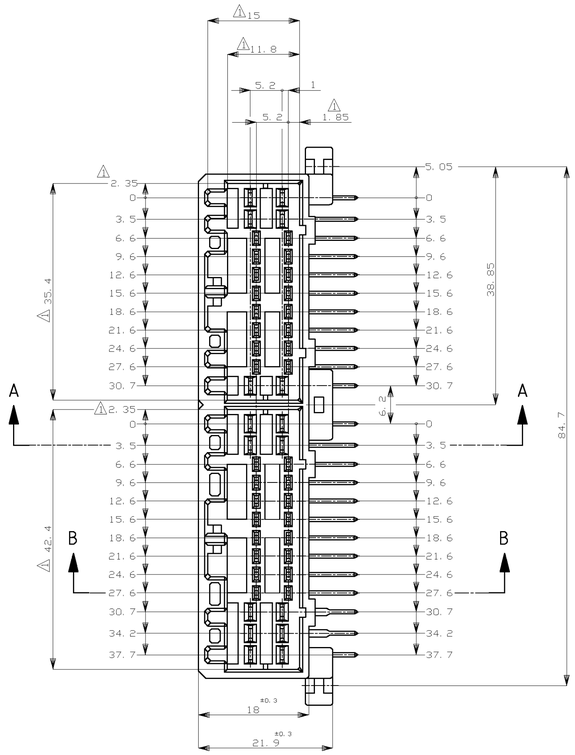

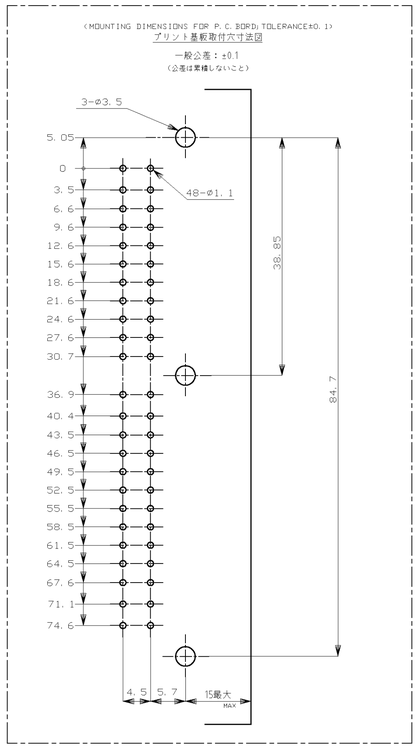

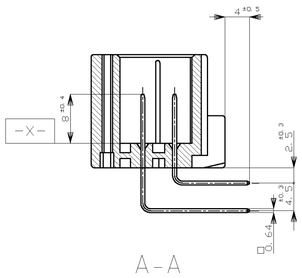

A-A

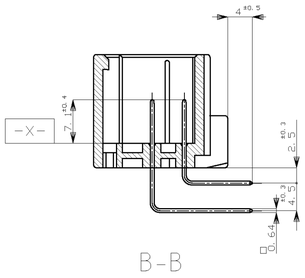

B-B

1. -X- 面から2mmの範囲で測定
2. 嵌合相手ハウジング型 174515, 174516, 917989, 917992
3. 推奨取付ねじ：JIS B1115, B1112 タッピンねじ，なべ2種
   呼び径3, 長さ6mm以下（締付けトルク：39N・cm（4kgf-cm）以下）
4. 適用製品規格番号：108-5280, 108-5342
5. 回路番号：
   パワー回路 ①～⑯
   シグナル回路 ⑰～㊽

6. コンタクト仕上識別マーク

1. MUST BE KEPT BETWEEN -X- AND 2
2. THE MATING PLUG HSG:PART NUMBER;174515, 174516, 917989,917992
3. RECOMMENDED MOUNTING SCREW;3mmDIA,6mmLENGTH(MAX.)
   PAN HEAD,CLASS 2 TAPPING SCREW SPECIFIED IN JIS
   B1115,B1122
   (TIGHTENING TORAUE;39.2N・cm(4kgf・cm)MAX.)
4. APPLICABLE PRODUCT.SPEC NO ; 108-5280, 108-5342
5. CIRCUIT NUMBER
   POWER CIRCUIT NO. ①～⑯
   SIGNAL CIRCUIT NO. ⑰～㊽
6. MARKING FOR DISCERNMENT OF THE CONTACT FINISH

59	SELECTIVE-TIN (MATTE)	SELECTIVE GOLD × 8 SELECTIVE-TIN (BRIGHT) × 40	-	19, 20, 27~31, 36	GRAY	9-5174917-6
55	SELECTIVE-TIN (MATTE)	SELECTIVE GOLD × 8 SELECTIVE-TIN (BRIGHT) × 40	-	33~40	YELLOW	5-5174917-7
52	SELECTIVE-TIN (MATTE)	SELECTIVE GOLD × 15 SELECTIVE-TIN (BRIGHT) × 33	-	18~24, 27~32, 36, 44	YELLOW	2-5174917-7
9	TIN-LEAD	SELECTIVE GOLD × 8 PRE-TIN × 40	-	19, 20, 27~31, 36	GRAY	9-174917-6
8	TIN-LEAD	SELECTIVE GOLD × 10 PRE-TIN × 38	-	19, 20, 22, 28~32, 36, 44	GRAY	8-174917-6
7	TIN-LEAD	SELECTIVE GOLD × 5 PRE-TIN × 43	-	19, 20, 27, 28, 36	GRAY	7-174917-6
6	TIN-LEAD	SELECTIVE GOLD × 7 PRE-TIN × 41	-	21~23, 28~31	YELLOW	6-174917-7
5	TIN-LEAD	SELECTIVE GOLD × 8 PRE-TIN × 40	-	33~40	YELLOW	5-174917-7
4	TIN-LEAD	SELECTIVE GOLD × 16 PRE-TIN × 32	-	33~40, 41~48	YELLOW	4-174917-7
3	TIN-LEAD	SELECTIVE GOLD × 16 PRE-TIN × 32	-	17~24, 33~40	WHITE	3-174917-1
2	TIN-LEAD	SELECTIVE GOLD × 15 PRE-TIN × 33	-	18~24, 27~32, 36, 44	YELLOW	2-174917-7
0	PRE-TIN × 48		-	-	ORANGE	174917-8
0	PRE-TIN × 48		-	-	YELLOW	174917-7
0	PRE-TIN × 48		-	-	GRAY	174917-6
0	PRE-TIN × 48		-	-	BLUE	174917-5
0	PRE-TIN × 48		-	-	WHITE	174917-1
6 MARKING マーキング	SOLDERING SIDE 半田付け面	CONTACT SIDE 接触部側	POWER CIRCUIT NO. パワー回路	SIGNAL CIRCUIT NO. シグナル回路	COLOR 色	PART NUMBER 製品型番
	CONTACT FINISH コンタクト仕上		5 GOLD PLATED CIRCUIT NO. 金めっき回路番号			

THIS DRAWING IS A CONTROLLED DOCUMENT.

DIMENSIONS: 単位：相 mm

TOLERANCES UNLESS OTHERWISE SPECIFIED 一般公差
0 PLC ±
1 PLC ±
2 PLC ±
3 PLC ±
4 PLC ±
ANGLES ±

GENERAL TOLERANCE
0<< 10 : ±0.2
10<< 30 : ±0.25
30<<100 : ±0.3
ANGLES : ±3°

MATERIAL 材料: HOUSING: PBT CONTACT: BRASS

FINISH 仕上: -

DWN	T.SHINOHARA	08FEB08
CHK	K.BETSUI	08FEB08
APVD	K.BETSUI	08FEB08
PRODUCT SPEC 製品規格	SEE NOTE 4	
APPLICATION SPEC 取付適用規格	—	
WEIGHT	—	

TE Connectivity

NAME 名称: 48POSITION CAP HOUSING ASSEMBLY 040/070 SERIES HYBRID I/O CONNECTOR

SIZE	CAGE CODE	DRAWING NO 図番	RESTRICTED TO
A1	00779	C-174917	—

CUSTOMER DRAWING

SCALE 尺度	SHEET	OF	REV
2:1	1	1	M4