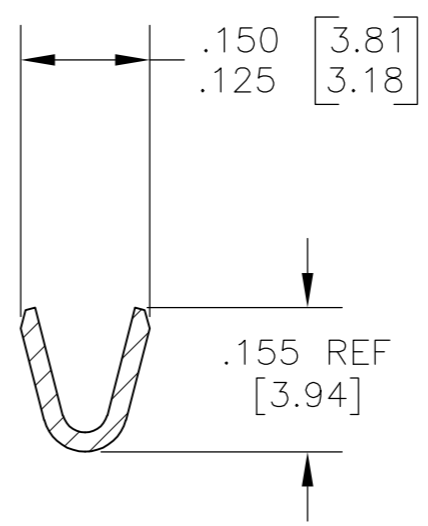
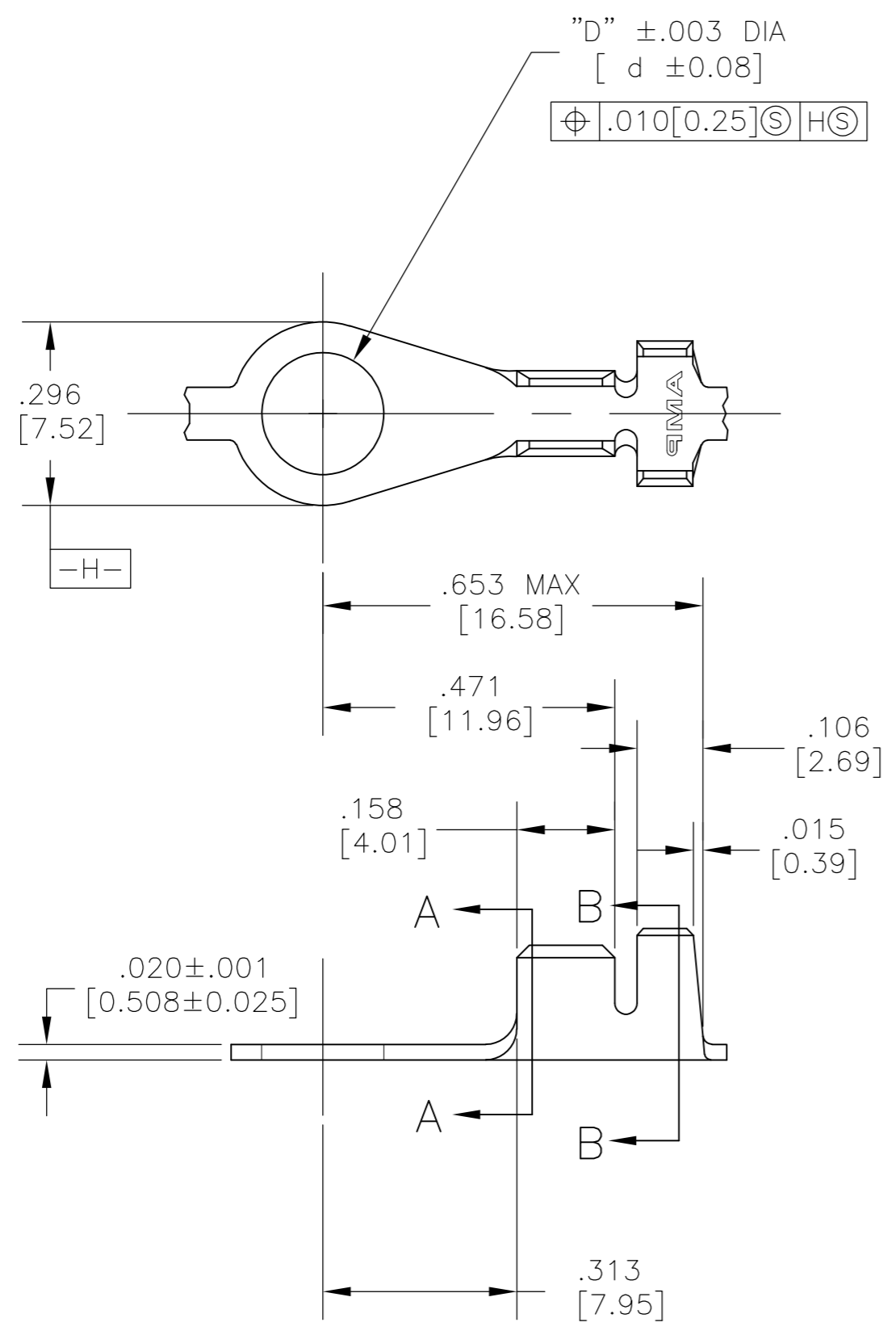


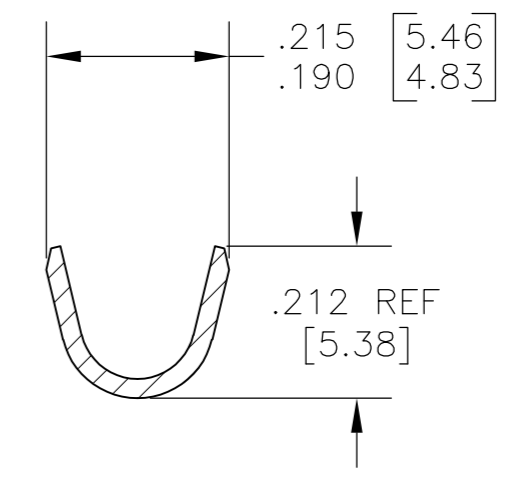
THIS DRAWING IS UNPUBLISHED. RELEASED FOR PUBLICATION  
 © COPYRIGHT BY TYCO ELECTRONICS CORPORATION. ALL INTERNATIONAL RIGHTS RESERVED.

LOC	DIST	REVISIONS			
P	LTR	DESCRIPTION	DATE	DWN	APVD
AF	50	K1	REVISED PER ECR-09-000368	20JAN09	HMR DD

- 1 CONTINUOUS STRIP ON REELS.
- 2 .000100 [0.00254] MIN TIN PLATE.
- 3 WIRE RANGE: 18-14 AWG.
- 4 INSULATION RANGE: .120-.170 [3.05-4.32] DIA.



SECTION A-A



SECTION B-B

	.197[5.00]	10	2	-	155406-6
	.197[5.00]	10	-	-	155406-5
OBSOLETE	.171[4.34]	8	2	-	155406-4
	.171[4.34]	8	-	-	155406-3
	.145[3.68]	6	2	1-155406-2	155406-2
OBSOLETE	.145[3.68]	6	-	1-155406-1	155406-1

"D" DIA	STUD SIZE	FINISH	LOOSE PIECE PART NUMBER	STRIP PART NUMBER
THIS DRAWING IS A CONTROLLED DOCUMENT.		DWN 07JAN2003 MICHAEL S. FEHER	Tyco Electronics Corporation Harrisburg, PA 17105-3608	
DIMENSIONS: INCHES [mm]		CHK 07JAN2003 DONALD F. DECKER	NAME TONGUE, RING OPEN BARREL	
TOLERANCES UNLESS OTHERWISE SPECIFIED: 0 PLC ± - 1 PLC ± - 2 PLC ± .020[0.51] 3 PLC ± .010[0.25] 4 PLC ± - ANGLES ± 1°		APVD 07JAN2003 DONALD F. DECKER	PRODUCT SPEC APPLICATION SPEC	
MATERIAL #2 HARD BRASS		FINISH SEE TABLE	WEIGHT -	RESTRICTED TO -
CUSTOMER DRAWING			SCALE 4:1	SHEET 1 OF 1