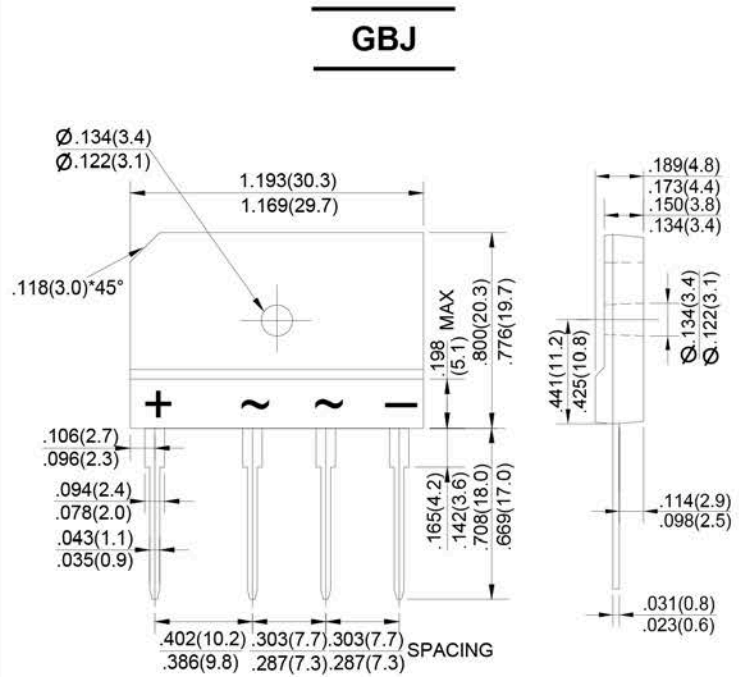


GLASS PASSIVATED BRIDGE RECTIFIERS

REVERSE VOLTAGE - 50 to 1000Volts
FORWARD CURRENT - 15 Amperes

FEATURES

- Rating to 1000V PRV
- Ideal for printed circuit board
- Low forward voltage drop, high current capability
- Reliable low cost construction utilizing molded plastic technique results in inexpensive product
- The plastic material has UL flammability classification 94V-0



MAXIMUM RATINGS AND ELECTRICAL CHARACTERISTICS

Rating at 25°C ambient temperature unless otherwise specified.

Single phase, half wave, 60Hz, resistive or inductive load.

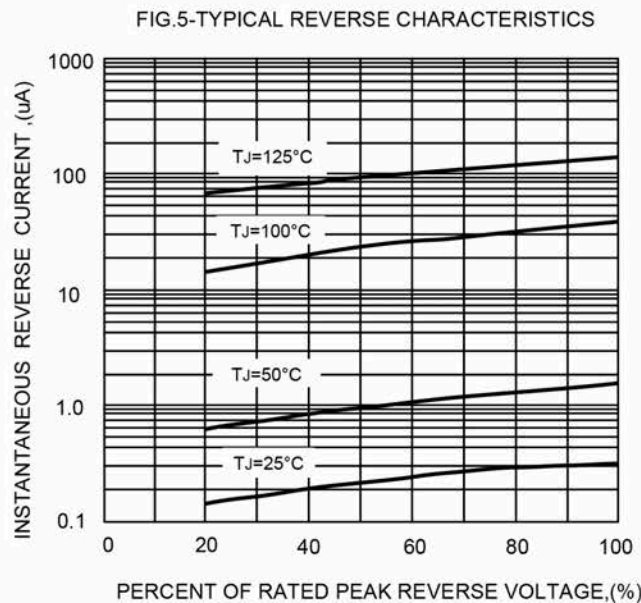
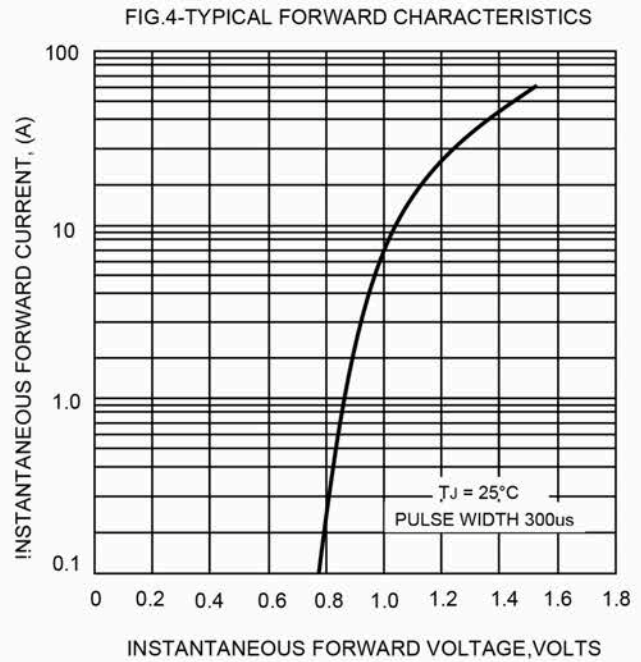
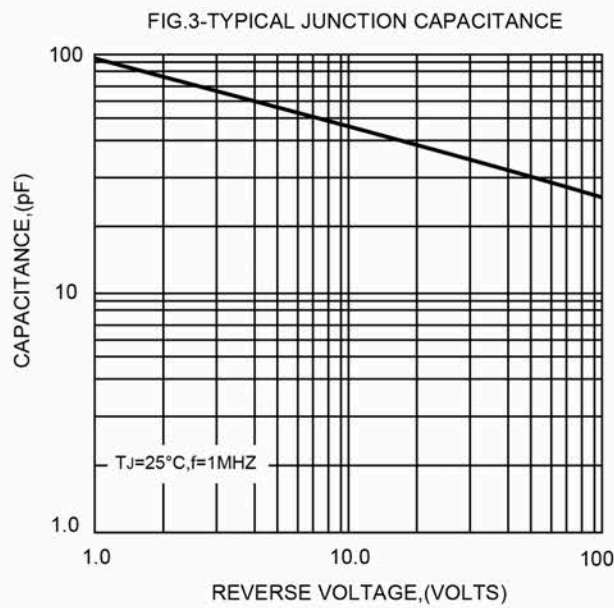
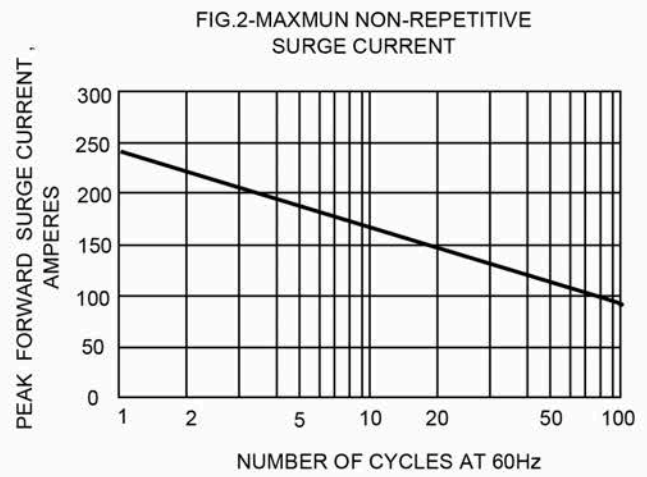
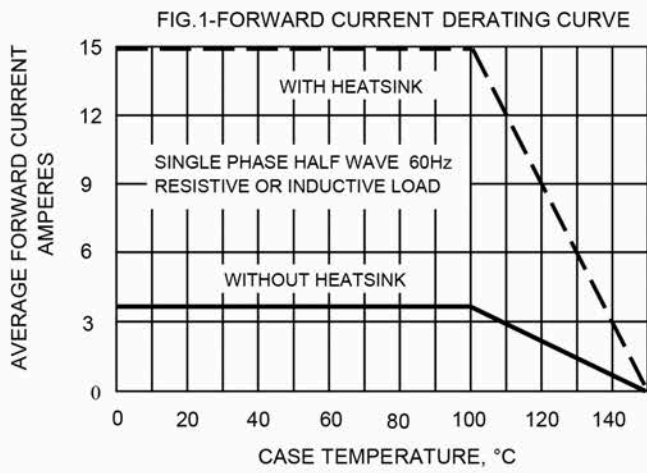
For capacitive load, derate current by 20%

CHARACTERISTICS	SYMBOL	GBJ 15005	GBJ 1501	GBJ 1502	GBJ 1504	GBJ 1506	GBJ 1508	GBJ 1510	UNIT	
Maximum Recurrent Peak Reverse Voltage	V _{RRM}	50	100	200	400	600	800	1000	V	
Maximum RMS Voltage	V _{RMS}	35	70	140	280	420	560	700	V	
Maximum DC Blocking Voltage	V _{DC}	50	100	200	400	600	800	1000	V	
Maximum Average Forward Rectified Current (with heatsink Note 2) @ T _C =100°C (without heatsink)	I _(AV)	15.0						3.7		A
Peak Forward Surge Current 8.3ms Single Half Sine-Wave Super Imposed on Rated Load (JEDEC Method)	I _{FSM}	240								A
Maximum Forward Voltage at 7.5A DC	V _F	1.0								V
Maximum DC Reverse Current at Rated DC Blocking Voltage @ T _J =25°C @ T _J =125°C	I _R	10.0						500		µA
I ² t Rating for Fusing (t<8.3ms)	I ² t	240								A ² s
Typical Junction Capacitance Per Element (Note 1)	C _J	60								pF
Typical Thermal Resistance	R _{θJC}	0.8								°C/W
Operating Temperature Range	T _J	-55 to +150								°C
Storage Temperature Range	T _{STG}	-55 to +150								°C

NOTES: 1. Measured at 1.0MHz and applied reverse voltage of 4.0V DC.

2. Device mounted on 300mm*300mm*1.6mm Cu plate heatsink.

3. The typical data above is for reference only.



The cruve graph is for reference only, can't be the basis for judgment!