

SUNON

SPECIFICATION FOR APPROVAL

FOR REFERENCE

CUSTOMER :

MODEL NO : SM423-22001Y

DESCRIPTION : Thermal Module

DIMENSIONS : 118X92.7X65.98 mm

SUNON SPEC. NO. : C02006670F-02

CUSTOMER APPROVAL NO. :

APPROVED BY CUSTOMER :

(AUTHORIZED)

DRAWN Zhangye	CHECKED Qian	APPROVED Qian	SPEC. NO	C02006670F-02
			ISSUED DATE	11. 29. 2023
			EDITION	0
			REVISION DATE	

建準電機工業股份有限公司

SUNONWEALTH ELECTRIC MACHINE INDUSTRY CO., LTD.

No. 30, LN. 296, XINYA RD., QIANZHEN DIST TEL:886-7-8135888

KAOHSIUNG CITY 80673, TAIWAN(R. O. C) FAX:886-7-8230505/8230606/8231010

URL:<http://www.SUNON.com>

E-mail:SUNON@email.SUNON.com.tw

SPECIFICATION FOR APPROVAL**CHECK LIST**

- 1. SPECIFICATIONS** ----- Page 2
- 2. DIMENSION** ----- Page 3
- 3. Heatsink Performance** ----- Page 4
- 4. PACKAGE** ----- Page 5~6
- 5. NOTES** ----- Page 7
- 6. Declaration of RoHS** ----- Page 8

SUNONWEALTH ELECTRIC
MACHINE INDUSTRY CO., LTD.
建準電機工業股份有限公司

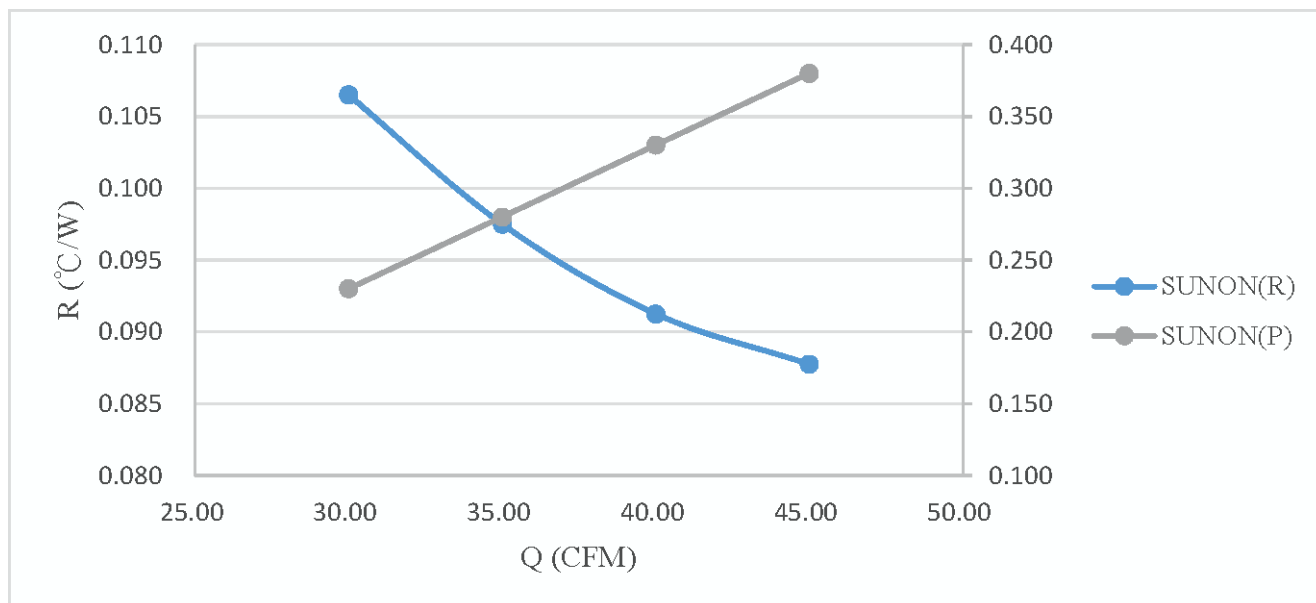
PAGE	1 OF 8
SPEC. NO.	C02006670F-02
ISSUED DATE	11. 29. 2023
EDITION	0
REVISION DATE	

MODEL : SM423-22001Y**1.SPECIFICATIONS**

1. Application	CPU=400W	
2. Heat Sink Dimension	118X92.4X4.5mm	
3. Heat Sink Material	ADC10+NI	
4. Cooling Method	N/A	
5. Thermal Grease / PAD	X-23-7762	
6. Fan Dimension	N/A	
7. Fan Speed (with Heat Sink)	N/A	
8. Fan Airflow (with Heat Sink)	N/A	
9. Fan Rating Voltage	N/A	
10. Fan Rating Current (with Heat Sink)	N/A	
11. Fan Power Consumption (with Heat Sink)	N/A	
12. Fan Bearing Type	N/A	
13. Fan Connector	N/A	
21. Cooling Module Noise	N/A	
15. Fan Operating Voltage Range	N/A	
16. Operating Temperature	-10 to + 70 deg. C	
17. Storage Temperature	-40 to + 70 deg. C	
18. Weight	521 g	
19. Life Expectance	N/A	
SUNONWEALTH ELECTRIC MACHINE INDUSTRY CO., LTD. 建準電機工業股份有限公司	PAGE	2 OF 8
	SPEC. NO.	C02006670F-02
	ISSUED DATE	11. 29. 2023
	EDITION	0
	REVISION DATE	



3.Heatsink Performance



SUNONWEALTH ELECTRIC
MACHINE INDUSTRY CO., LTD.
建準電機工業股份有限公司

PAGE	4 OF 8
SPEC. NO.	C02006670F-02
ISSUED DATE	11. 29. 2023
EDITION	0
REVISION DATE	

4.Package

Vacuum Tray*18PCS
Code:CM-SP5-2U
Spec:270.4*148*52mm HF
P/N:A605023360F



(model: GREASE adown)

Desiccant*4PCS
P/N:A611000580F
Spec:15g/PCS

Cardboard*4PCS
(5-layer Corrugated fiberboard/AB Flute)
Code:TM-4510
Spec:450*270*7mm HF
P/N:A603000500F

White Inner Box*18PCS
(3-layer Corrugated fiberboard/E Flute)
Code:CM-SP5-2U
Spec:152*138*95mm HF
P/N:A602018760F

Waterproof bag*1PCS
P/N:A608000470F
Spec:870*550*220mm HF

Carton(5-layer Corrugated fiberboard AB/Flute)
Code:4729-5
Spec:470*290*332mm HF
P/N:A601004190F
TEXTURE:
(outer liner) Grade A-200G/
(fluting)100g/(fluting)100g/(fluting)150g
(outer liner) Grade A-200g;
Bursting Strength ≥ 12 kgf/cm²;BCT ≥ 300 kg
Refer to F401003180F for printing
specifications of the carton

Procedure:

- Step:①Place the waterproof bag inside the carton,
and put desiccants at each corner of the carton.
②Put finished products into the vacuum tray
and then into the white inner box, 1PCS/box.
Put the white inner box into the carton, 6PCS/layer, 3 layers in total.
Put cardboards between each layer and at the top and bottom.
③Place desiccants at each top corner of the top cardboard,
organize the bag opening and seal the bag.
Finish the packing by sealing the carton with BOPP packing tapes.

Parts and raw materials used in this
product shall not contain any prohibited
and hazardous substance pertained to
<List of Environmental Hazardous
Substance Inspection Techniques and
Standards> of Sunonwealth Electric
Machine Industry Co., Ltd.

注意事項 NOTICE

Applicable Client:
For Customization
Applicable Model:
SM423-22001Y

★: With this mark,
inspect the dimension.

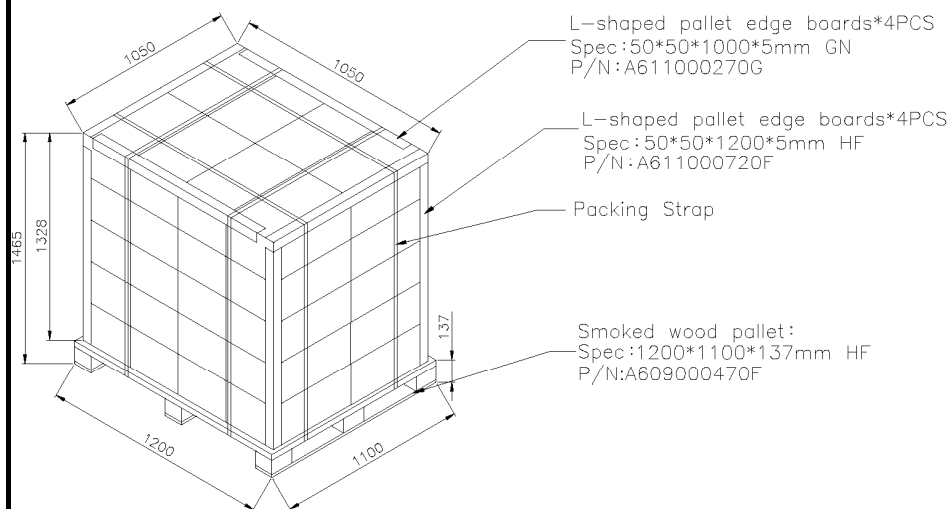
SPEC. of MC	P/N of MC	QTY	Cuft	Code	Carton: Corrugate Fiberboard/ White Inner Box
470*290*332	A601004190F	18	1.6	4729-5	材 質 MATERIAL

適 用 範 圍
SCOPE

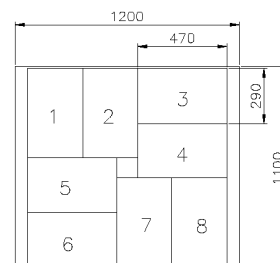
**SUNONWEALTH ELECTRIC
MACHINE INDUSTRY CO., LTD.**
建準電機工業股份有限公司

PAGE	5 OF 8
SPEC. NO.	C02006670F-02
ISSUED DATE	11. 29. 2023
EDITION	0
REVISION DATE	

4.Package



Carton Layout



NOTICE:

1. 8 cartons per layer, 4 layers in total (32 Carton/Pallet).
2. Place the labels outward.
3. Tightly wrap around the pallet with wrapping films.

NO.	Model	SPEC. of carton	Carton/Pallet	pcs/Carton	pcs/Pallet	N.W	G.W
1.	SM423-22001Y	470*290*332	32	18	576	300kg	421kg

**SUNONWEALTH ELECTRIC
MACHINE INDUSTRY CO., LTD.**
建準電機工業股份有限公司

PAGE

6 OF 8

SPEC. NO.

C02006670F-02

ISSUED DATE

11. 29. 2023

EDITION

0

REVISION DATE

Notes

I. SPECIFICATION MODIFICATION

1. SUNON offers engineering assistance on module installation and cooling system design.
2. All changes, modifications and/or revisions to the specifications, if any, are incorporated in the attached specifications.
3. No changes, modifications and/or revisions to these specifications are effective absent agreement, by both SUNON and the customer, in writing.
4. This module will be shipped in accordance with the attached specification unless SUNON and the customer have agreed otherwise, in writing, as specified in Paragraph 3, above.

II. OTHER

1. DO NOT operate this module in proximity to hazardous materials such as organic silicon, cyanogens, formalin, phenol, or corrosive gas environments including, but not limited to, H₂S, SO₂, NO₂, or Cl₂.
2. Unless otherwise noted, all testing of this module is conducted at 25°C ambient temperature and sixty-five percent (65%) relative humidity.
3. DO NOT store this module in an environment with high humidity. This module must be stored in accordance with the attached specifications regarding storage temperature. If this module is stored for more than 6 months, SUNON recommends functional testing before using.
4. SUNON reserves the right to use components from multiple sources at its discretion. The use of components from other sources will not affect the specifications as described herein.

III. WARRANTY

This module is warranted against all defects which are proved to be fault in our workmanship and material for one year from the date of our delivery. The sole responsibility under the warranty shall be limited to the repair of the module or the replacement thereof, at SUNON's sole discretion. SUNON will not be responsible for the failures of its module due to improper handling, misuse or the failure to follow specifications or instructions for use. In the event of warranty claim, the customer shall immediately notify SUNON for verification. SUNON will not be responsible for any consequential damage to the customer's equipment as a result of any module proven to be defective.

SUNONWEALTH ELECTRIC
MACHINE INDUSTRY CO., LTD.
建準電機工業股份有限公司

PAGE	7 OF 8
SPEC. NO.	C02006670F-02
ISSUED DATE	11. 29. 2023
EDITION	0
REVISION DATE	

Declaration of Restricted Materials

Control declaration of environment- related substances/ materials

1. In accordance with the Restriction of Hazardous Substances (RoHS) Directive 2011/65/EU and specific market requirements, SUNON Halogen-Free Product have complied with law and discipline not to employ the forbidden substances, and restrict the allowable concentration of some limited substances deliberately in our components.

No	Substance	Criteria
1	CFCs & HCFCs (ozone depleting substances)	Forbidden
2	Chlorinated Organic Solvent	Forbidden
3	Lead and its compounds	Plastic (Frame, Impeller, wire harness, etc.)
		Solder
		Steel alloy
		Aluminium alloy
		Copper alloy
4	Cadmium and its compounds	Solder
		Parts composed of metals containing zinc (e.g. brass, zinc for die casting)
		Plastic
5	PBBs and PBDEs	Forbidden
6	PCB and PCT	Forbidden
7	CP, Short-chain Chlorinated paraffins C10-13, Cl \geq 48 wt%	Forbidden
8	Mirex	Forbidden
9	PCN	Forbidden
10	Hexavalent Chromium compounds	<100ppm
11	Mercury and its compounds	Forbidden
12	Asbestos	Forbidden
13	Organic Tin compounds	Forbidden
21	Azo compounds	Forbidden
15	TBBP-A in external case plastic parts of products (PCB is exempted)	<1000ppm
16	Nickel in external case parts, which are likely to result in prolonged skin exposure	<1000ppm
17	Hexabromocyclododecane (HBCDD)	<1000ppm
18	Di-butyl Phthalate (DBP)	<1000ppm
19	Benzyl butyl Phthalate (BBP)	<1000ppm
20	Di-ethylhexyl Phthalate (DEHP)	<1000ppm
21	Di-isobutyl Phthalate (DIBP)	<1000ppm
22	Brominated/chlorinated flame retardants (other than PBBs or PBDEs), applicable item: frame, bobbin, impeller, lear wire, connector, mylar insulator.	Br<900ppm Cl<900ppm Br+Cl<1500ppm
23	PAHs and its 16 compounds in unusual contact material	BaP < 20ppm Total <200ppm
24	PCB and electroplating material, PFOS content complianced with 2006/122/EC	PFOS \leq 1000ppm; coating material PFOS \leq 1 μ g/m ²

SUNONWEALTH ELECTRIC
MACHINE INDUSTRY CO., LTD.
建準電機工業股份有限公司

PAGE	8 OF 8
SPEC. NO.	C02006670F-02
ISSUED DATE	11. 29. 2023
EDITION	0
REVISION DATE	