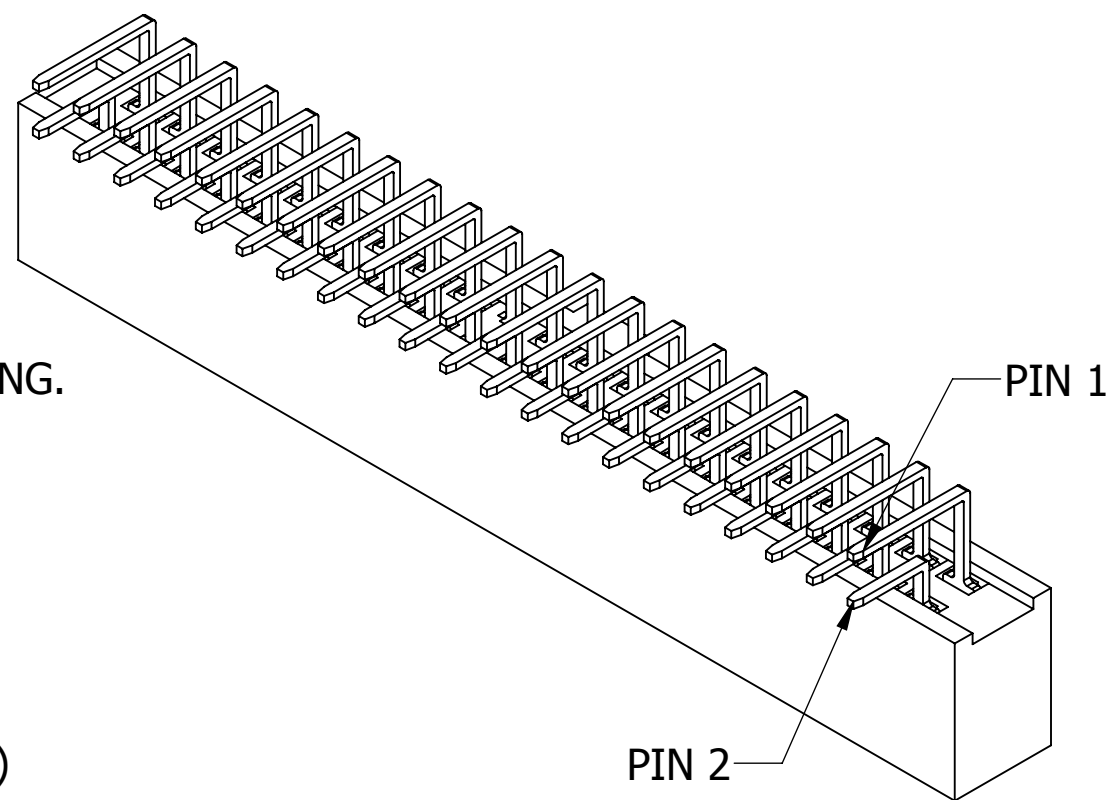
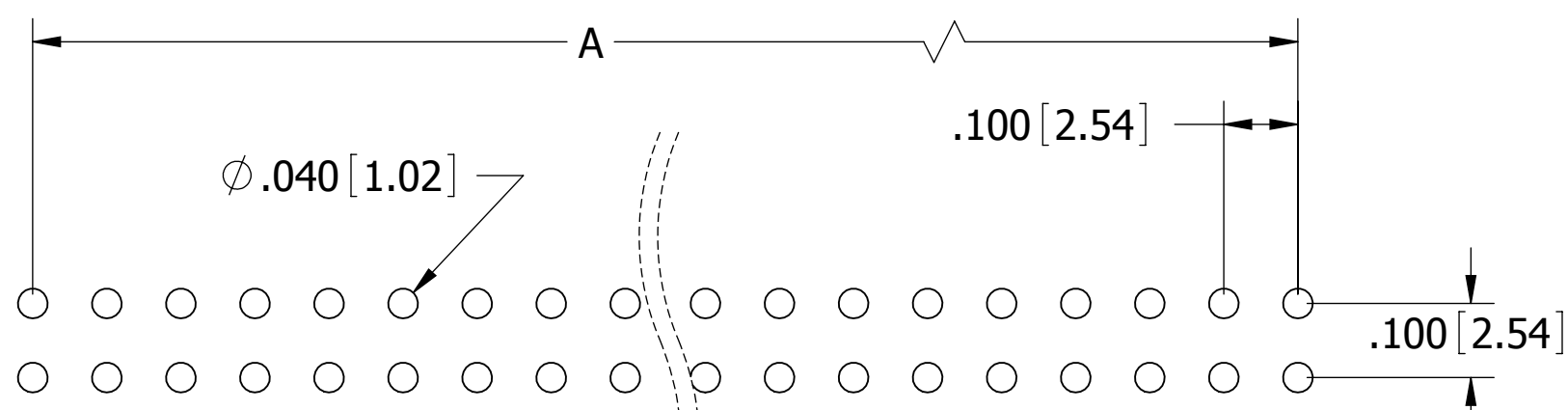
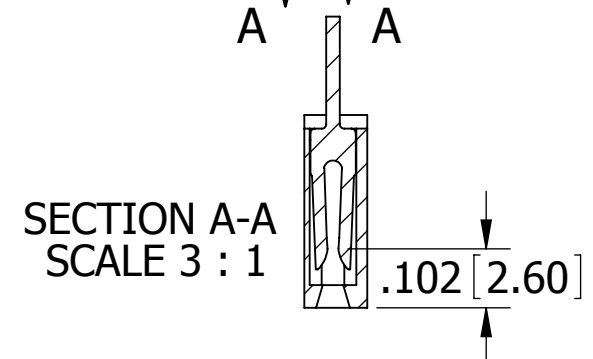
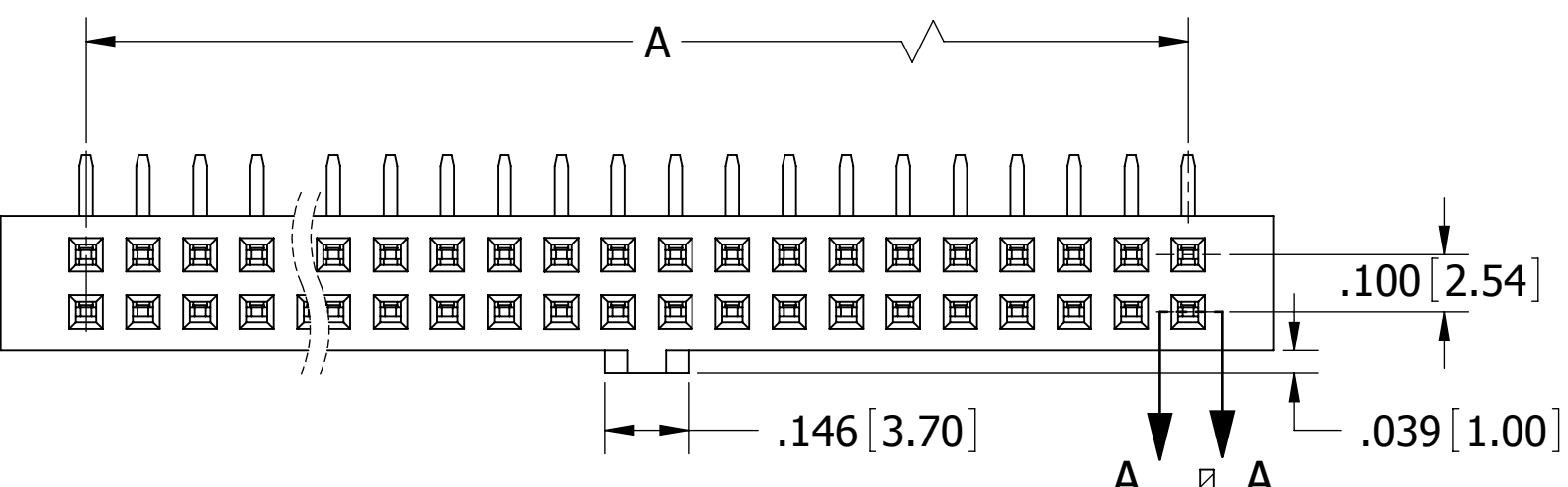
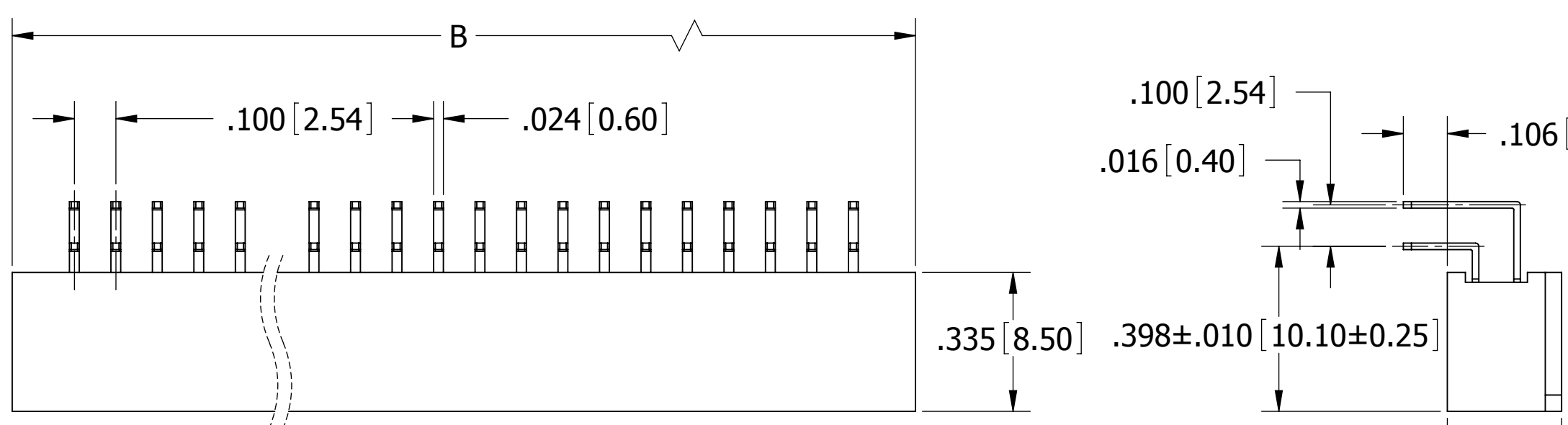
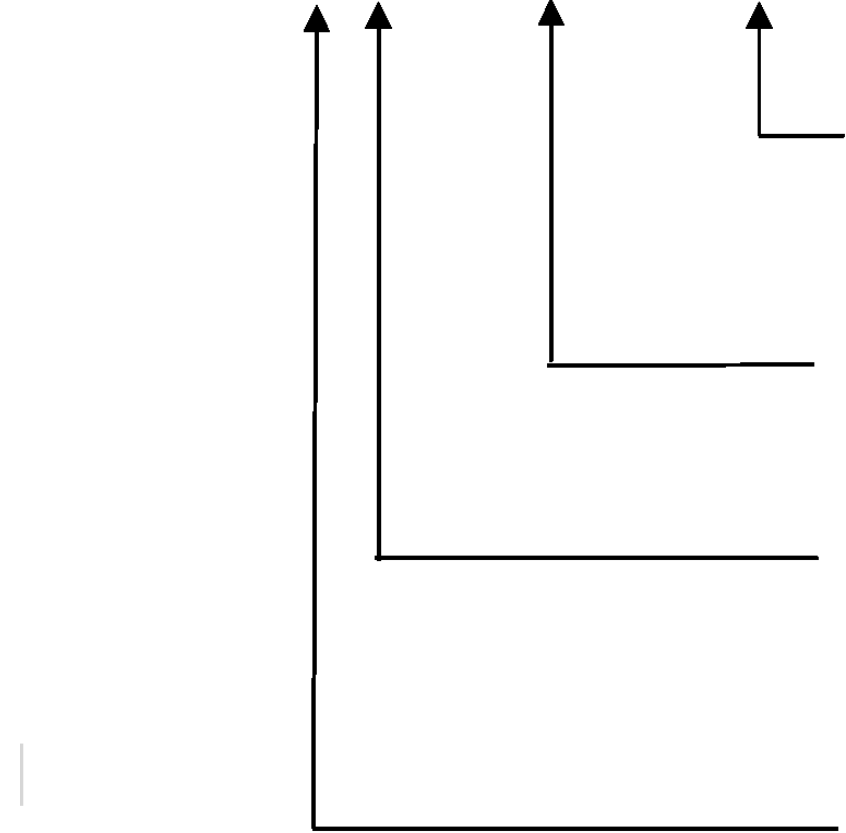


REVISIONS				
REV.	ECO. NO	DESCRIPTION	DATE	BY
A	1839	INITIAL RELEASE	11/3/2008	JH
B	1845	UPDATE NOTE 12 & TOLERANCE BLOCK, ADD TOLERANCE TO DIM. .398[10.10]	11/6/2008	JH
C	1909	UPDATE NOTES	2/4/2009	JH



PART NUMBER CODING



COLOR

BK= BLACK
GY= GREY

NUMBER OF POSITIONS

(CONTACTS PER ROW)

PLATING


P = GOLD FLASH OVERALL
E = .000100" PURE TIN, MATTE, OVERALL

CONTACT MATERIAL

P = PHOSPHOR BRONZE
B = BRASS

PART NUMBER	POSITIONS/ CONTACTS	A		B	
		INCH	MM	INCH	MM
SFH11-P__C-D03-RA-__	03/06	0.200	5.08	0.500	12.70
SFH11-P__C-D04-RA-__	04/08	0.300	7.62	0.600	15.24
SFH11-P__C-D05-RA-__	05/10	0.400	10.16	0.700	17.78
SFH11-P__C-D06-RA-__	06/12	0.500	12.70	0.800	20.32
SFH11-P__C-D07-RA-__	07/14	0.600	15.24	0.900	22.86
SFH11-P__C-D08-RA-__	08/16	0.700	17.78	1.000	25.40
SFH11-P__C-D10-RA-__	10/20	0.900	22.86	1.200	30.48
SFH11-P__C-D12-RA-__	12/24	1.100	27.94	1.400	35.56
SFH11-P__C-D13-RA-__	13/26	1.200	30.48	1.500	38.10
SFH11-P__C-D15-RA-__	15/30	1.400	35.56	1.700	43.18
SFH11-P__C-D17-RA-__	17/34	1.600	40.64	1.900	48.26
SFH11-P__C-D20-RA-__	20/40	1.900	48.26	2.200	55.88
SFH11-P__C-D25-RA-__	25/50	2.400	60.96	2.700	68.58
SFH11-P__C-D30-RA-__	30/60	2.900	73.66	3.200	81.28
SFH11-P__C-D32-RA-__	32/64	3.100	78.74	3.400	86.36

- NOTES:
- INSULATOR MATERIAL: PBT.
 - CONTACT MATERIAL: SEE PART NUMBER CODING.
 - PLATING: SEE PART NUMBER CODING.
 - CONTACT RESISTANCE: 20m OHMS MAX.
 - OPERATING TEMPERATURE: -40°C TO +105°C.
 - UL FLAMMABILITY RATING: 94V-0.
 - CURRENT RATING: 3 AMP PER CONTACT..
 - INSULATOR RESISTANCE: 1,000M OHMS MIN.
 - DIELECTRIC WITHSTANDING: 500 VAC
 - PROCESSING TEMP.: 230°C FOR 60 SEC. MAX.
(260°C FOR 10 SEC. MAX)
 - MATES WITH SBH11 SERIES.
 - FOR PCB CONNECTOR.



RoHS COMPLIANT

UNLESS OTHERWISE SPECIFIED:
DIMENSIONS ARE IN INCHES[MM]
TOLERANCES:
ANGULAR: ± 30'
PROPRIETARY INFORMATION OF SULLINS ELECTRONICS AND IS NOT TO BE REPRODUCED, USED OR DISCLOSED TO OTHERS FOR ANY PURPOSE EXCEPT AS SPECIFICALLY AUTHORIZED IN WRITING BY AN OFFICER OF SULLINS ELECTRONICS.
SURFACE FINISH: 63 Rq
REMOVE ALL BURRS AND SHARP EDGES .010 MAX
INTERPRET DIMENSIONS AND GEOMETRIC TOLERANCING PER: ANSI Y14.5M-1994

DATE	NAME	
10/31/08	JH	
<small>THE INFORMATION HEREIN CONTAINS PROPRIETARY INFORMATION OF SULLINS ELECTRONICS AND IS NOT TO BE REPRODUCED, USED OR DISCLOSED TO OTHERS FOR ANY PURPOSE EXCEPT AS SPECIFICALLY AUTHORIZED IN WRITING BY AN OFFICER OF SULLINS ELECTRONICS.</small>		DESCRIPTION HEADER FEMALE, .100[2.54] CC, RA PART NUMBER SFH11-P__C-D_-RA-__
SIZE	DWG. NO.	REV
C	11161	C
SCALE: NTS	SHEET 1 OF 1	