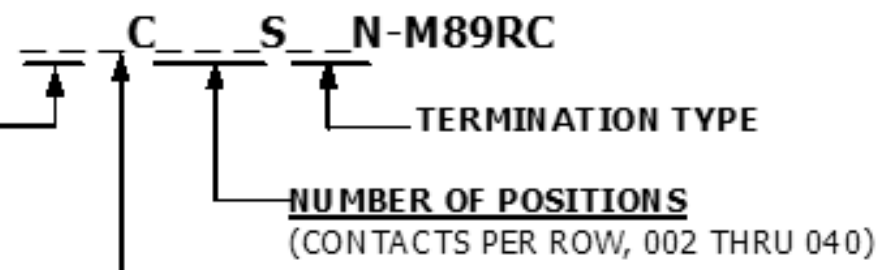


PART NUMBER CODING



INSULATOR / CONTACT MATERIAL

NR = NYLON 6T / BRASS
 OPERATING TEMPERATURE: -40° C TO +105° C.
 PROCESSING TEMP: 230°C FOR 60 SECS MAX
 (260°C FOR 10 SECS MAX)
 GR = NYLON 9T / BRASS
 OPERATING TEMPERATURE: -40° C TO +105° C.
 PROCESSING TEMP: 230°C FOR 60 SECS MAX
 (260°C FOR 10 SECS MAX)

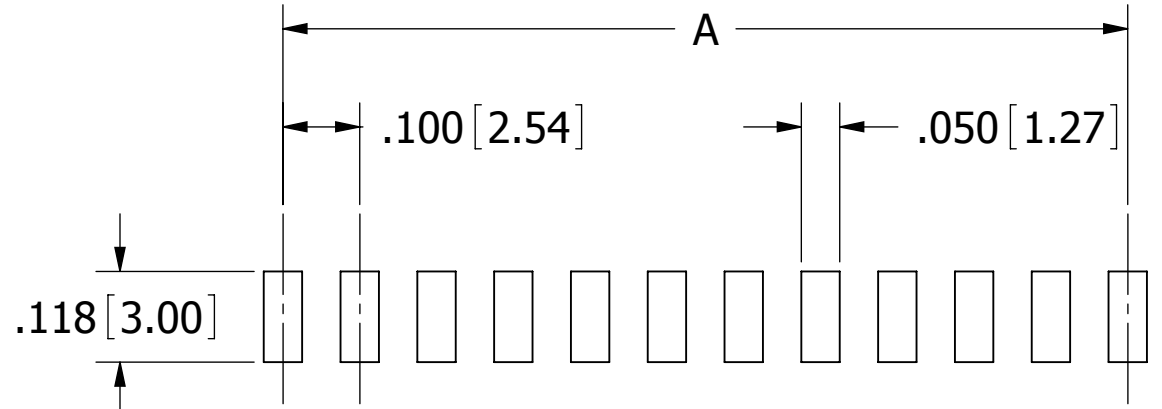
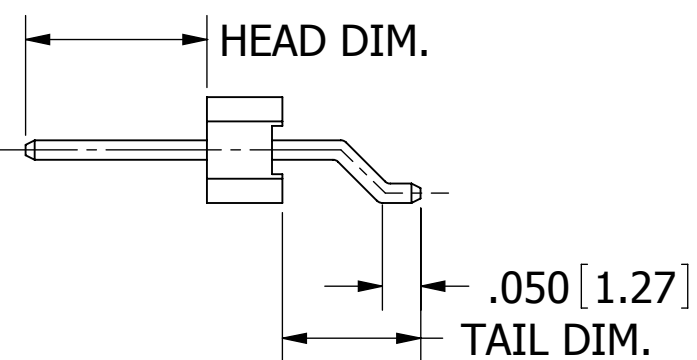
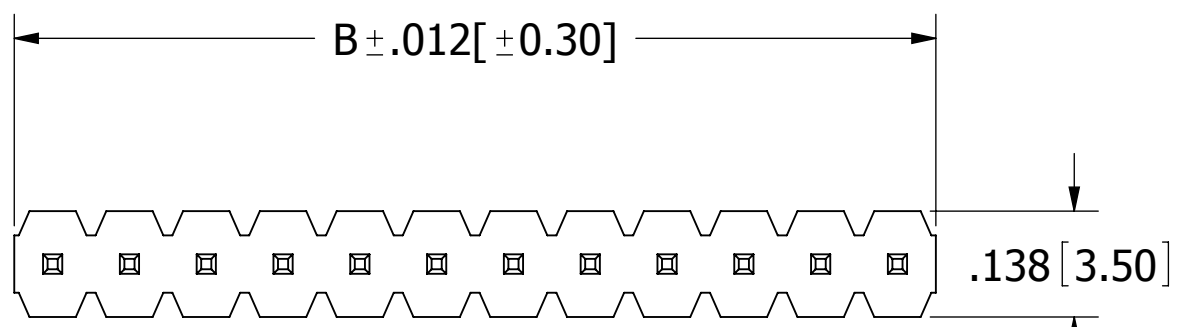
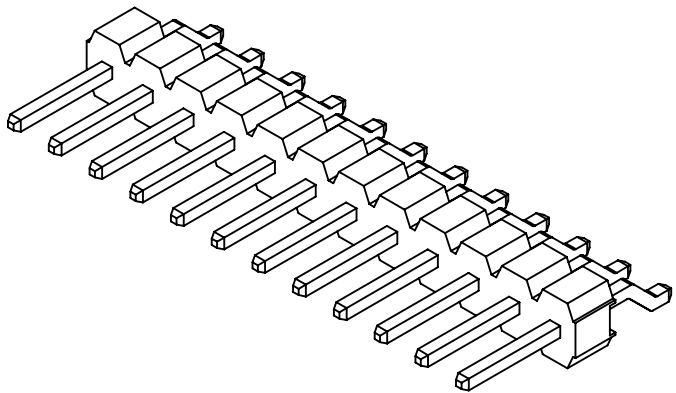
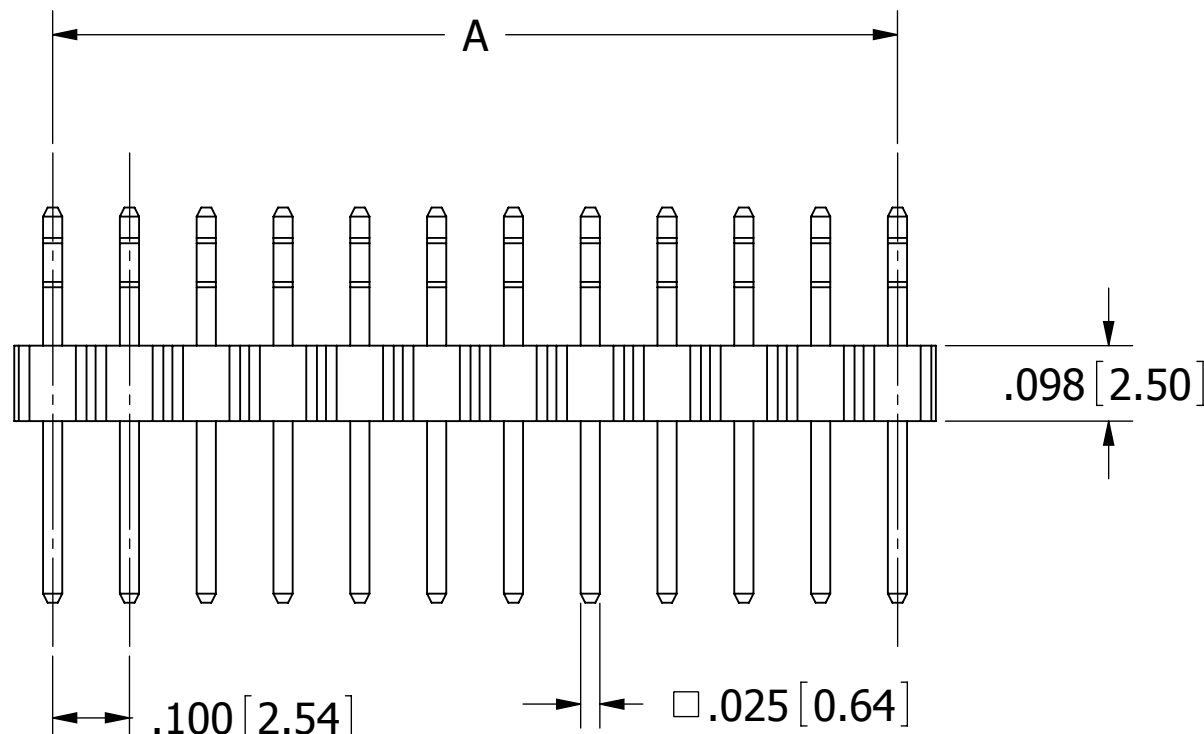
PLATING

(ALL PLATINGS HAVE .000030"~.000050" MIN NICKEL UNDERPLATE)
 CONTACT SURFACE TERMINATION
 B = .000010" GOLD .000100" PURE TIN, MATTE
 C = .000030" GOLD .000100" PURE TIN, MATTE
 E = TIN OVERALL
 P = GOLD FLASH OVERALL

REVISIONS				
REV.	ECO. NO	DESCRIPTION	DATE	BY
A	2268	INITIAL RELEASE	03/21/2011	LH
B	2422	ADD 'P' PLATING OPTION	08/09/2011	GC

TERMINATION TYPE				
CODE	HEAD DIM		TAIL DIM	
	INCH	MM	INCH	MM
BS	0.230	5.84	0.180	4.57
GS	0.318	8.08	0.180	4.57
ZC	0.120	3.05	0.180	4.57
ZU	0.420	10.67	0.180	4.57


PART NUMBER	A		B	
	INCH	MM	INCH	MM
__C002S__ N-M89RC	0.100	2.54	0.200	5.08
__C003S__ N-M89RC	0.200	5.08	0.300	7.62
__C004S__ N-M89RC	0.300	7.62	0.400	10.16
__C005S__ N-M89RC	0.400	10.16	0.500	12.70
__C006S__ N-M89RC	0.500	12.70	0.600	15.24
__C007S__ N-M89RC	0.600	15.24	0.700	17.78
__C008S__ N-M89RC	0.700	17.78	0.800	20.32
__C009S__ N-M89RC	0.800	20.32	0.900	22.86
__C010S__ N-M89RC	0.900	22.86	1.000	25.40
__C011S__ N-M89RC	1.000	25.40	1.100	27.94
__C012S__ N-M89RC	1.100	27.94	1.200	30.48
__C013S__ N-M89RC	1.200	30.48	1.300	33.02
__C014S__ N-M89RC	1.300	33.02	1.400	35.56
__C015S__ N-M89RC	1.400	35.56	1.500	38.10
__C016S__ N-M89RC	1.500	38.10	1.600	40.64
__C017S__ N-M89RC	1.600	40.64	1.700	43.18
__C018S__ N-M89RC	1.700	43.18	1.800	45.72
__C019S__ N-M89RC	1.800	45.72	1.900	48.26
__C020S__ N-M89RC	1.900	48.26	2.000	50.80
__C021S__ N-M89RC	2.000	50.80	2.100	53.34
__C022S__ N-M89RC	2.100	53.34	2.200	55.88
__C023S__ N-M89RC	2.200	55.88	2.300	58.42
__C024S__ N-M89RC	2.300	58.42	2.400	60.96
__C025S__ N-M89RC	2.400	60.96	2.500	63.50
__C026S__ N-M89RC	2.500	63.50	2.600	66.04
__C027S__ N-M89RC	2.600	66.04	2.700	68.58
__C028S__ N-M89RC	2.700	68.58	2.800	71.12
__C029S__ N-M89RC	2.800	71.12	2.900	73.66
__C030S__ N-M89RC	2.900	73.66	3.000	76.20
__C031S__ N-M89RC	3.000	76.20	3.100	78.74
__C032S__ N-M89RC	3.100	78.74	3.200	81.28
__C033S__ N-M89RC	3.200	81.28	3.300	83.82
__C034S__ N-M89RC	3.300	83.82	3.400	86.36
__C035S__ N-M89RC	3.400	86.36	3.500	88.90
__C036S__ N-M89RC	3.500	88.90	3.600	91.44
__C037S__ N-M89RC	3.600	91.44	3.700	93.98
__C038S__ N-M89RC	3.700	93.98	3.800	96.52
__C039S__ N-M89RC	3.800	96.52	3.900	99.06
__C040S__ N-M89RC	3.900	99.06	4.000	101.60



RECOMMENDED PCB LAYOUT

- NOTES:**
1. INSULATOR MATERIAL: SEE PART NUMBER CODING, UL 94V-0, BLACK.
 2. CONTACT MATERIAL: SEE PART NUMBER CODING.
 3. CONTACT PLATING: SEE PART NUMBER CODING.
 4. CURRENT RATING: 3 AMPS PER CONTACT.
 5. INSULATOR RESISTANCE: 5000 MEGOHMS MIN.
 6. CONTACT RESISTANCE: 20 MILLIOHMS MAX.
 7. DIELECTRIC WITHSTANDING: 1000 VAC.
 8. OPERATING TEMPERATURE: SEE PART NUMBER CODING.
 9. *PROCESSING TEMP.: SEE PART NUMBER CODING.

*INDICATED TEMPERATURE AND TIME IS FOR COMPONENT INSULATOR. HIGHER PROCESSING TEMPERATURES MAY BE USED, PROVIDED HEAT IS APPLIED FROM BACK SIDE OF PCB, AND INSULATOR DOES NOT EXCEED INDICATED TEMPERATURE AND TIME.



RoHS COMPLIANT

UNLESS OTHERWISE SPECIFIED: DIMENSIONS ARE IN INCHES [MM]	DRAWN	DATE	NAME	
		03/21/2011	LH	
TOLERANCES: ANGULAR: .XX=±.012 [0.30] .XXX=±.008 [0.20] .XXXX=±.0040 [0.100]	THE INFORMATION HEREIN CONTAINS PROPRIETARY INFORMATION OF SULLINS ELECTRONICS AND IS NOT TO BE REPRODUCED, USED OR DISCLOSED TO OTHERS FOR ANY PURPOSE EXCEPT AS SPECIFICALLY AUTHORIZED IN WRITING BY AN OFFICER OF SULLINS ELECTRONICS.			TITLE
	INTERPRET DIMENSIONS AND TOLERANCING PER: ASME Y14.5M-2009			HEADER .100" PITCH, HORIZONTAL SMT
PART NUMBER				_R_C__S__N-M89RC
SIZE	CAGE CODE	DWG. NO.	REV	
C	54453	11659	B	
SCALE: 4:1				SHEET 1 OF 1