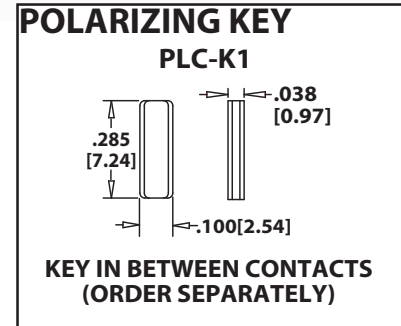
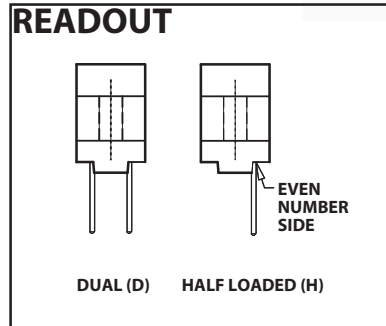





**.100" [2.54 mm] Contact Centers, .610" [15.49 mm] Insulator Height
Dip Solder/Wire Wrap/Right Angle/Card Extender**

SPECIFICATIONS

- Accommodates .062" ± .008" [1.57 ± .20] PC board (For .093" ± .008" [2.36 ± .20] PCB see page 40-41, 42-43; for .125" ± .008" [3.18 ± .20] PCB see page 40-41)
- PBT, PPS or PA9T insulator
- Molded-in key available
- 3 amp current rating per contact
- 30 milli ohm maximum at rated current

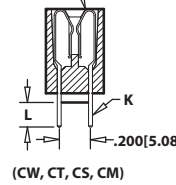


Sullins Edgcards

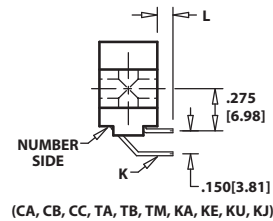
TERMINATION TYPE

| HAIRPIN BELLOWS | TERMINATION TYPE | POST CROSS SECTION K | POST LENGTH L .025 [.64] | FITS MIN. HOLE SIZE |
|-----------------|------------------|-------------------------|-----------------------------|---------------------|
| CW | DIP SOLDER | .015 x .025 [.38 x .64] | .125 [3.18] | .035 [0.76] |
| CT | DIP SOLDER | .015 x .025 [.38 x .64] | .170 [4.32] | .035 [0.76] |
| CS | DIP SOLDER | .025 [.64] SQUARE | .160 [4.06] | .040 [1.02] |
| CM | WIRE WRAP | .025 [.64] SQUARE | .560 [14.20] | .040 [1.02] |
| CA | RIGHT ANGLE | .025 [.64] SQUARE | .100 [2.54] | .043 [1.09] |
| CB | RIGHT ANGLE | .025 [.64] SQUARE | .180 [4.57] | .043 [1.09] |
| CC | RIGHT ANGLE | .025 [.64] SQUARE | .250 [6.35] | .043 [1.09] |

HAIRPIN BELLOWS

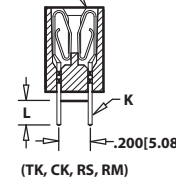


RIGHT ANGLE

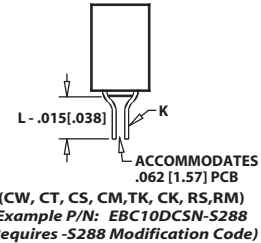


| LOOP BELLOWS | TERMINATION TYPE | POST CROSS SECTION K | POST LENGTH L .025 [.64] | FITS MIN. HOLE SIZE |
|--------------|------------------|----------------------|-----------------------------|---------------------|
| TK,CK | DIP SOLDER | .026 [.66] ROUND | .190 [4.83] | .030 [0.76] |
| RS | DIP SOLDER | .025 [.64] SQUARE | .190 [4.83] | .040 [1.02] |
| RM | WIRE WRAP | .025 [.64] SQUARE | .560 [14.20] | .040 [1.02] |
| TA | RIGHT ANGLE | .025 [.64] SQUARE | .100 [2.54] | .043 [1.09] |
| TB | RIGHT ANGLE | .025 [.64] SQUARE | .180 [4.57] | .043 [1.09] |
| TM | RIGHT ANGLE | .025 [.64] SQUARE | .250 [6.35] | .043 [1.09] |

LOOP BELLOWS

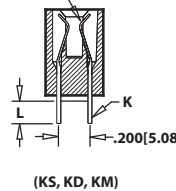


HAIRPIN or LOOP CARD EXTENDER

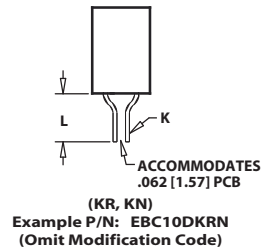


| CANTILEVER | TERMINATION TYPE | POST CROSS SECTION K | POST LENGTH L .025 [.64] | FITS MIN. HOLE SIZE |
|------------|------------------|----------------------|-----------------------------|---------------------|
| KS | DIP SOLDER | .025 [.64] SQUARE | .190 [4.83] | .040 [1.02] |
| KD | DIP SOLDER | .025 [.64] SQUARE | .160 [4.06] | .043 [1.09] |
| KM | WIRE WRAP | .025 [.64] SQUARE | .560 [14.20] | .040 [1.02] |
| *KA | RIGHT ANGLE | .025 [.64] SQUARE | .100 [2.54] | .043 [1.09] |
| *KE | RIGHT ANGLE | .025 [.64] SQUARE | .180 [4.57] | .043 [1.09] |
| *KU | RIGHT ANGLE | .025 [.64] SQUARE | .250 [6.35] | .043 [1.09] |
| *KJ | RIGHT ANGLE | .025 [.64] SQUARE | .500 [12.70] | .043 [1.09] |
| *KR | CARD EXTENDER | .025 [.64] SQUARE | .235 [5.97] | N/A |
| *KN | CARD EXTENDER | .025 [.64] SQUARE | .605 [15.37] | N/A |

CANTILEVER

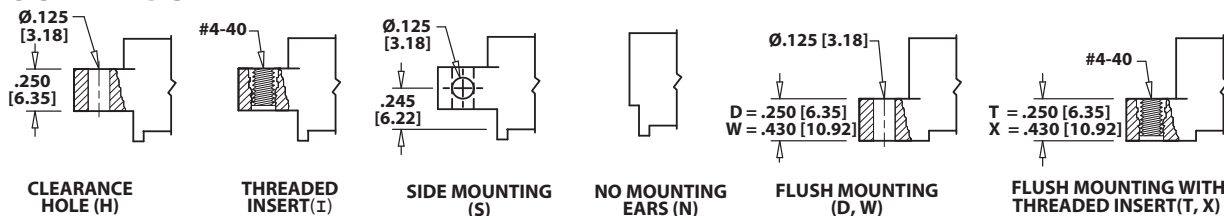


CANTILEVER CARD EXTENDER



* KA, KE, KJ, KR, KN have no standoffs, unless requested.

MOUNTING STYLE





**.100" [2.54 mm] Contact Centers, .610" [15.49 mm] Insulator Height
Dip Solder/Wire Wrap/Right Angle/Card Extender**

PART NUMBER CODING

MATERIALS (Insulator/Contact)

- E = PBT/Phosphor Bronze (Standard)
- R = PPS/Phosphor Bronze
- G = PA9T/Phosphor Bronze
- H = PBT/Beryllium Copper
- A = PPS/Beryllium Copper
- J = PA9T/Beryllium Copper
- (Consult Factory for Other Materials)

CONTACT FINISH - RoHS Compliant

All platings are Lead Free and have .000050" Nickel underplate

| | Contact Surface | Termination |
|-----|--------------------------|--------------------------|
| B = | .000010" Gold | .000100" Pure Tin, Matte |
| C = | .000030" Gold | .000100" Pure Tin, Matte |
| G = | .000010" Gold | .000005" Gold |
| Y = | .000030" Gold | .000005" Gold |
| | Contact Surface | Overall Plating |
| S = | .000010" Gold | .000010" Gold |
| M = | .000030" Gold | .000010" Gold |
| E = | .000100" Pure Tin, Matte | .000100" Pure Tin, Matte |

CONTACT CENTERS

C = .100" [2.54mm]

NUMBER OF CONTACT POSITIONS

See Chart Below

READOUT (Opposite Page)

- D = Dual
- H = Half Loaded

E B C 70 D CM H - Sxxx

MODIFICATION CODE (Consult Factory)

- OMIT FORT STANDARD
- S189 = .200" [5.08mm] Row to Row on Right Angle
- S288* = Card Extender Accepts .062" [1.57] PCB
- * Not Required on KR or KN Terminations

MOUNTING STYLE (Opposite Page)

- H = Clearance Holes
- I = Threaded Inserts
- S = Side Mounting
- N = No Mounting
- D,W = Flush Mounting
- T,X = Flush Mounting With Threaded Inserts

TERMINATION TYPE (Opposite Page)

Hairpin Bellows - Available with B or C plating and Phosphor Bronze Only

- CS = .025" [.64mm] Square Dip Solder
- CM = .025 [.64mm] Square Wire Wrap
- CA, CB, CC = .025" [.64mm] Square Right Angle
- CW, CT = .015" x .025" [.38 x .64] Dip Solder

Loop Bellows

- RS = .025" [0.64mm] Square Dip Solder
- CK, TK = .026" [0.66mm] Round Dip Solder
- RM = .025" [0.64mm] Square Wire Wrap
- TA, TB, TM = .025" [.64mm] Square Right Angle

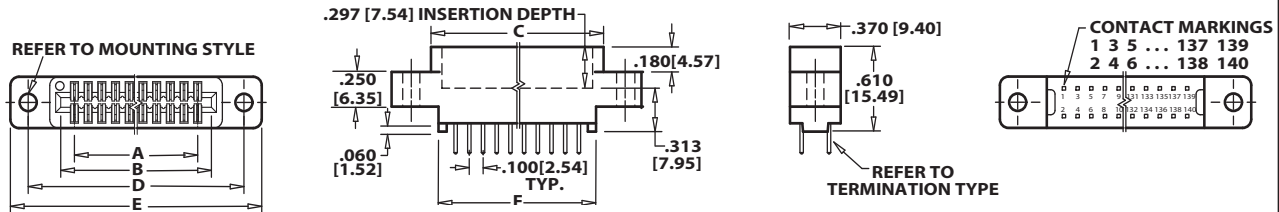
Cantilever Bellows - Available in Y, B, or C plating Only

Not Available with R or A Materials

- KS, KD = .025" [.64mm] Square Dip Solder
- KM = .025 [.64mm] Square Wire Wrap
- KA, KE, KU, KJ = .025" [.64mm] Square Right Angle
- KR, KN = .025" [.64mm] Square Card Extender

DIMENSIONS

Dimensions in [] are in millimeters, all others are in inches.



Tolerances with PPS Insulator Material may vary slightly due to shrinkage differential; Consult Factory.

| POSITIONS/ CONTACTS | INCHES | | | | | | [MILLIMETERS] | | | | | |
|------------------------|--------|--------|--------|--------|--------|--------|---------------|--------|--------|--------|--------|--------|
| | A±.008 | B±.008 | C±.015 | D±.010 | E±.020 | F±.015 | A±0.20 | B±0.20 | C±0.38 | D±0.25 | E±0.51 | F±0.38 |
| 06/12 | 0.500 | 0.700 | 0.860 | 1.175 | 1.435 | 0.750 | 12.70 | 17.78 | 21.84 | 29.85 | 36.45 | 19.05 |
| 07/14* | 0.600 | 0.800 | 0.960 | 1.275 | 1.535 | 0.850 | 15.24 | 20.32 | 24.38 | 32.39 | 38.99 | 21.59 |
| 08/16 | 0.700 | 0.900 | 1.060 | 1.375 | 1.635 | 0.950 | 17.78 | 22.86 | 26.92 | 34.93 | 41.53 | 24.13 |
| 10/20 | 0.900 | 1.100 | 1.260 | 1.575 | 1.835 | 1.150 | 22.86 | 27.94 | 32.00 | 40.01 | 46.61 | 29.21 |
| 12/24 | 1.100 | 1.300 | 1.460 | 1.775 | 2.035 | 1.350 | 27.94 | 33.02 | 37.08 | 45.09 | 51.69 | 34.29 |
| 13/26 | 1.200 | 1.400 | 1.560 | 1.875 | 2.135 | 1.450 | 30.48 | 35.56 | 39.62 | 47.63 | 54.23 | 36.83 |
| 15/30 | 1.400 | 1.600 | 1.760 | 2.075 | 2.335 | 1.650 | 35.56 | 40.64 | 44.70 | 52.71 | 59.31 | 41.91 |
| 17/34 | 1.600 | 1.800 | 1.960 | 2.275 | 2.535 | 1.850 | 40.64 | 45.72 | 49.78 | 57.79 | 64.39 | 46.99 |
| 18/36 | 1.700 | 1.900 | 2.060 | 2.375 | 2.635 | 1.950 | 43.18 | 48.26 | 52.32 | 60.33 | 66.93 | 49.53 |
| 20/40 | 1.900 | 2.100 | 2.260 | 2.575 | 2.835 | 2.150 | 48.26 | 53.34 | 57.40 | 65.41 | 72.01 | 54.61 |
| 22/44 | 2.100 | 2.300 | 2.460 | 2.775 | 3.035 | 2.350 | 53.34 | 58.42 | 62.48 | 70.49 | 77.09 | 59.69 |
| 24/48 | 2.300 | 2.500 | 2.660 | 2.975 | 3.235 | 2.550 | 58.42 | 63.50 | 67.56 | 75.57 | 82.17 | 64.77 |
| 25/50 | 2.400 | 2.600 | 2.760 | 3.075 | 3.335 | 2.650 | 60.96 | 66.04 | 70.10 | 78.11 | 84.71 | 67.31 |
| 28/56 | 2.700 | 2.900 | 3.060 | 3.375 | 3.635 | 2.950 | 68.58 | 73.66 | 77.72 | 85.73 | 92.33 | 74.93 |
| 30/60 | 2.900 | 3.100 | 3.260 | 3.575 | 3.835 | 3.150 | 73.66 | 78.74 | 82.80 | 90.81 | 97.41 | 80.01 |
| 31/62 | 3.000 | 3.200 | 3.360 | 3.675 | 3.935 | 3.250 | 76.20 | 81.28 | 85.34 | 93.35 | 99.95 | 82.55 |
| 35/70 | 3.400 | 3.600 | 3.760 | 4.075 | 4.335 | 3.650 | 86.36 | 91.44 | 95.50 | 103.51 | 110.11 | 92.71 |
| 36/72 | 3.500 | 3.700 | 3.860 | 4.175 | 4.435 | 3.750 | 88.90 | 93.98 | 98.04 | 106.05 | 112.65 | 95.25 |
| 40/80 | 3.900 | 4.100 | 4.260 | 4.575 | 4.835 | 4.150 | 99.06 | 104.14 | 108.20 | 116.21 | 122.81 | 105.41 |
| 43/86 | 4.200 | 4.400 | 4.560 | 4.875 | 5.135 | 4.450 | 106.68 | 111.76 | 115.82 | 123.83 | 130.43 | 113.03 |
| 44/88 | 4.300 | 4.500 | 4.660 | 4.975 | 5.235 | 4.550 | 109.22 | 114.30 | 118.36 | 126.37 | 132.97 | 115.57 |
| 49/98* | 4.800 | 5.000 | 5.160 | 5.475 | 5.735 | 5.050 | 121.92 | 127.00 | 131.06 | 139.07 | 145.67 | 128.27 |
| 50/100 | 4.900 | 5.100 | 5.260 | 5.575 | 5.835 | 5.150 | 124.46 | 129.54 | 133.60 | 141.61 | 148.21 | 130.81 |
| 55/110 | 5.400 | 5.600 | 5.760 | 6.075 | 6.335 | 5.650 | 137.16 | 142.24 | 146.30 | 154.31 | 160.91 | 143.51 |
| 60/120 | 5.900 | 6.100 | 6.260 | 6.575 | 6.835 | 6.150 | 149.86 | 154.94 | 159.00 | 167.01 | 173.61 | 156.21 |
| 61/122 | 6.000 | 6.200 | 6.360 | 6.675 | 6.935 | 6.250 | 152.40 | 157.48 | 161.54 | 169.55 | 176.15 | 158.75 |
| 65/130 | 6.400 | 6.600 | 6.760 | 7.075 | 7.335 | 6.650 | 162.56 | 167.64 | 171.70 | 179.71 | 186.31 | 168.91 |
| 70/140 | 6.900 | 7.100 | 7.260 | 7.575 | 7.835 | 7.150 | 175.26 | 180.34 | 184.40 | 192.41 | 199.01 | 181.61 |
| 80/160* | 7.900 | 8.100 | 8.260 | 8.575 | 8.835 | 8.150 | 200.66 | 205.74 | 209.80 | 217.81 | 224.41 | 207.01 |
| 90/180* | 8.900 | 9.100 | 9.260 | 9.575 | 9.835 | 9.150 | 226.06 | 231.14 | 235.20 | 243.21 | 249.81 | 232.41 |
| 100/200* | 9.900 | 10.100 | 10.260 | 10.575 | 10.835 | 10.150 | 251.46 | 256.54 | 260.60 | 268.61 | 275.21 | 257.81 |

* Consult factory for availability.