



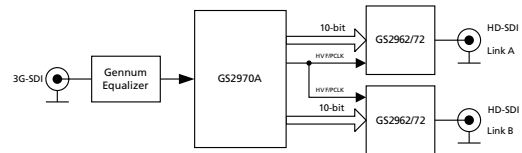
# GS2970A 3Gb/s, HD, SD SDI Receiver complete with SMPTE Audio and Video Processing

## Key Features

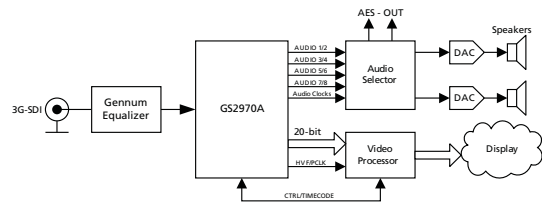
- Operation at 2.97Gb/s, 2.97/1.001Gb/s, 1.485Gb/s, 1.485/1.001Gb/s and 270Mb/s
- Supports SMPTE 425M (Level A and Level B), SMPTE 424M, SMPTE 292M, SMPTE 259M-C and DVB-ASI
- Integrated Reclocker
- Integrated low phase noise VCO
- Serial digital reclocked, or non-reclocked loop-through output
- Integrated audio de-embedder for eight channels of 48kHz audio
- Integrated audio clock generator
- Ancillary data extraction
- Optional conversion from SMPTE 425M Level B to Level A for 1080p 50/60 4:2:2 10-bit inputs
- Parallel data bus selectable as either 20-bit or 10-bit
- Comprehensive error detection and correction features
- Output H, V, F or CEA 861 Timing Signals
- 1.2V digital core power supply, 1.2V and 3.3V analog power supplies, and selectable 1.8V or 3.3V I/O power supply
- GSPI Host Interface
- Wide temperature range of -40°C to +85°C
- Low power operation (typically 350 mW)
- Small 11mm x 11mm 100-ball BGA package
- Pb-free and RoHS compliant

## Applications

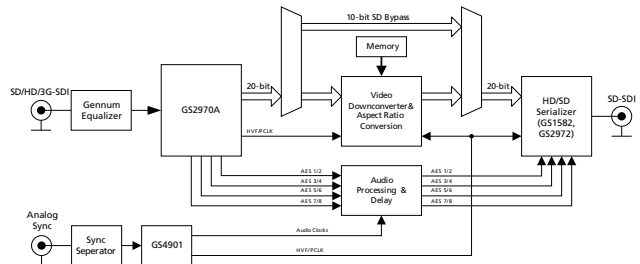
Application: Single Link (3G-SDI) to Dual Link (HD-SDI) Converter



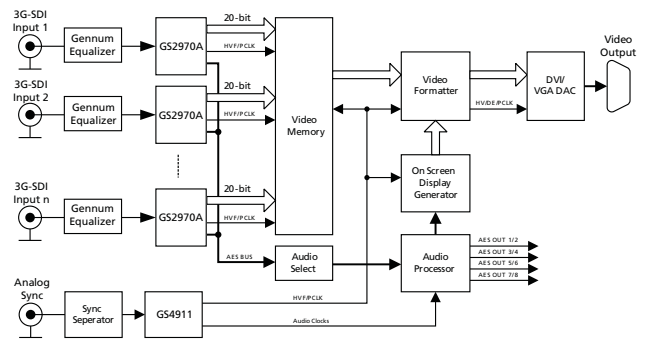
Application: 1080p50/60 Monitor



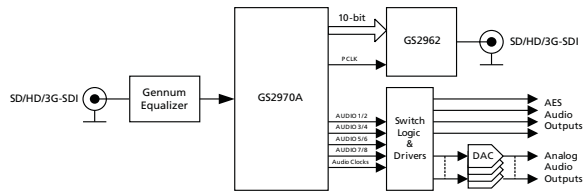
Application: Multi-format Downconverter



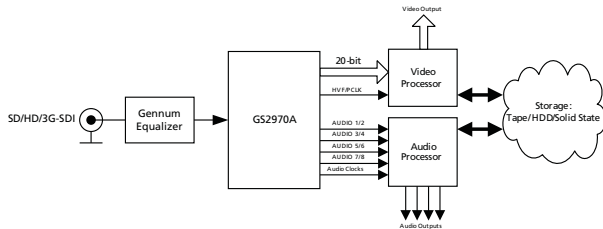
Application: Multi-input Video Monitoring System



#### Application: Multi-format Audio De-embedder Module



#### Application: Multi-format Digital VTR/Video Server



## Description

The GS2970A is a multi-rate SDI Receiver which includes complete SMPTE processing, as per SMPTE 425M, 292M and SMPTE 259M-C. The SMPTE processing features can be bypassed to support signals with other coding schemes.

The device features an Integrated Reclocker with an internal VCO and a wide Input Jitter Tolerance (IJT) of 0.7UI.

A serial digital loop through output is provided, which can be configured to output either reclocked or non-reclocked serial digital data. The serial digital output can be connected to an external cable driver.

The device operates in one of four basic modes: SMPTE mode, DVB-ASI mode, Data-Through mode or Standby mode.

In SMPTE mode (the default operating mode), the GS2970A performs full SMPTE processing, and features a number of data integrity checks and measurement capabilities.

The device also supports ancillary data extraction, and can provide entire ancillary data packets through host-accessible registers. It also provides a variety of other packet detection and error handling features. All of these processing features are optional, and may be individually enabled or disabled through register programming.

Both SMPTE 425M Level A and Level B inputs are supported with optional conversion from Level B to Level A for 1080p 50/59.94/60 4:2:2 10-bit inputs.

In DVB-ASI mode, sync word detection, alignment and 8b/10b decoding is applied to the received data stream.

In Data-Through mode, all forms of SMPTE and DVB-ASI decoding are disabled, and the device can be used as a simple serial to parallel converter.

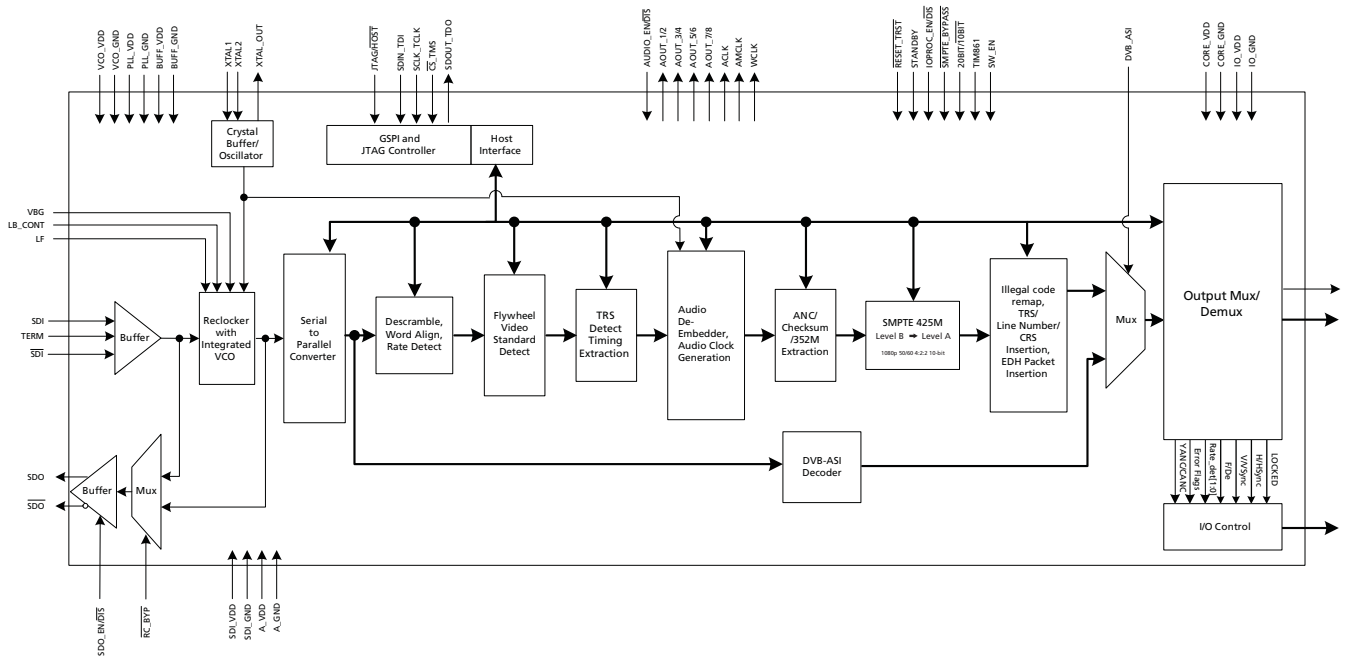
The device can also be placed in a lower power Standby mode. In this mode, no signal processing is carried out and the parallel output is held static.

Parallel data outputs are provided in 20-bit or 10-bit format for 3Gb/s, HD and SD video rates, with a variety of mapping options. As such, this parallel bus can interface directly with video processor ICs, and output data can be multiplexed onto 10 bits for a low pin count interface.

Up to eight channels (two audio groups) of serial digital audio may be extracted from the video data stream, in accordance with SMPTE 272M-C and SMPTE 299M.

The output audio formats supported by the device include AES/EBU and I<sup>2</sup>C, and two other industry standard serial digital formats. A variety of audio processing features are provided to ease implementation. Audio clocks are internally generated and provided by the device.

# Functional Block Diagram



GS2970A Functional Block Diagram

---

**DOCUMENT IDENTIFICATION**  
**PRODUCT BRIEF**

The product is in a development phase and specifications are subject to change without notice. Genum reserves the right to remove the product at any time. Listing the product does not constitute an offer for sale.

**CAUTION**

ELECTROSTATIC SENSITIVE DEVICES  
DO NOT OPEN PACKAGES OR HANDLE EXCEPT AT A  
STATIC-FREE WORKSTATION



---

**GENNUM CORPORATE HEADQUARTERS**

4281 Harvester Road, Burlington, Ontario L7L 5M4 Canada

Phone: +1 (905) 632-2996

E-mail: [corporate@gennum.com](mailto:corporate@gennum.com)

Fax: +1 (905) 632-2055

[www.gennum.com](http://www.gennum.com)

**OTTAWA**

232 Herzberg Road, Suite 101  
Kanata, Ontario K2K 2A1  
Canada

Phone: +1 (613) 270-0458

Fax: +1 (613) 270-0429

**CALGARY**

3553 - 31st St. N.W., Suite 320  
Calgary, Alberta T2L 2K7  
Canada

Phone: +1 (403) 284-2672

**UNITED KINGDOM**

South Building, Walden Court  
Parsonage Lane,  
Bishop's Stortford Hertfordshire, CM23 5DB  
United Kingdom

Phone: +44 1279 714170

Fax: +44 1279 714171

**INDIA**

#208(A), Nirmala Plaza,  
Airport Road, Forest Park Square  
Bhubaneswar 751009  
India

Phone: +91 (674) 653-4815

Fax: +91 (674) 259-5733

**SNOWBUSH IP - A DIVISION OF GENNUM**

439 University Ave. Suite 1700  
Toronto, Ontario M5G 1Y8  
Canada

Phone: +1 (416) 925-5643

Fax: +1 (416) 925-0581

E-mail: [sales@snowbush.com](mailto:sales@snowbush.com)

Web Site: <http://www.snowbush.com>

**MEXICO**

288-A Paseo de Maravillas  
Jesus Ma., Aguascalientes  
Mexico 20900

Phone: +1 (416) 848-0328

**JAPAN KK**

Shinjuku Green Tower Building 27F  
6-14-1, Nishi Shinjuku  
Shinjuku-ku, Tokyo, 160-0023  
Japan

Phone: +81 (03) 3349-5501

Fax: +81 (03) 3349-5505

E-mail: [gennum-japan@gennum.com](mailto:gennum-japan@gennum.com)

Web Site: <http://www.gennum.co.jp>

**TAIWAN**

6F-4, No.51, Sec.2, Keelung Rd.  
Sinyi District, Taipei City 11502  
Taiwan R.O.C.

Phone: (886) 2-8732-8879

Fax: (886) 2-8732-8870

E-mail: [gennum-taiwan@gennum.com](mailto:gennum-taiwan@gennum.com)

**GERMANY**

Hainbuchenstraße 2  
80935 Muenchen (Munich), Germany

Phone: +49-89-35831696

Fax: +49-89-35804653

E-mail: [gennum-germany@gennum.com](mailto:gennum-germany@gennum.com)

**NORTH AMERICA WESTERN REGION**

691 South Milpitas Blvd., Suite #200  
Milpitas, CA 95035  
United States

Phone: +1 (408) 934-1301

Fax: +1 (408) 934-1029

E-mail: [naw\\_sales@gennum.com](mailto:naw_sales@gennum.com)

**NORTH AMERICA EASTERN REGION**

4281 Harvester Road  
Burlington, Ontario L7L 5M4  
Canada

Phone: +1 (905) 632-2996

Fax: +1 (905) 632-2055

E-mail: [nae\\_sales@gennum.com](mailto:nae_sales@gennum.com)

---

Genum Corporation assumes no liability for any errors or omissions in this document, or for the use of the circuits or devices described herein. The sale of the circuit or device described herein does not imply any patent license, and Genum makes no representation that the circuit or device is free from patent infringement.

All other trademarks mentioned are the properties of their respective owners.

GENNUM and the Genum logo are registered trademarks of Genum Corporation.

© Copyright 2010 Genum Corporation. All rights reserved.

[www.gennum.com](http://www.gennum.com)