

Shock-Safe Fuseholder, 5 x 20 mm, Slot/Fingergrip, Snap, 1.0 - 3.0 mm



Fingergrip

250 VAC · 2.5W/10A (VDE) · 16A (UL/CSA)

**Description**

- Panel Thickness 1.0 - 3.0 mm

**Standards**

- IEC 60127-6  
 - UL 512  
 - CSA C22.2 no. 39


**Approvals**

- VDE License Number: 127216  
 - UL File Number: E39328


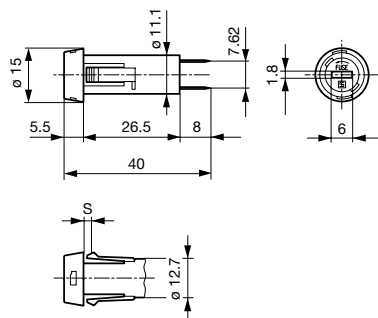
**References**[General Product Information](#)**Weblinks**

[Approvals](#), [RoHS](#), [CHINA-RoHS](#), [e-Store](#), [SCHURTER-Stock-Check](#), [Distributor-Stock-Check](#)

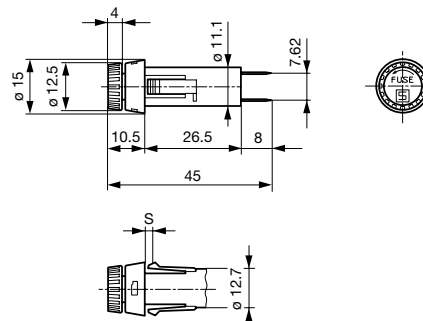
**Technical Data**

Shocksafe Category	PC2
Fuse-Link	5 x 20 mm
Mounting	Panel Mount, Front-Side
Fastening	Snap-in
Terminal	Solder or Quick-Connect 4.8 x 0.5 mm
Rated Voltage	250 VAC
Rated Current	10A (VDE), 16A (UL/CSA)
Rated Power Acceptance IEC	2.5W / 10A @ Ta 23°C Admissible power acceptance at higher ambient temperature see derating curves
Degree of Protection	IP 40
Protection Class	Suitable for appliances with protection class I or II acc. to IEC 61140
Admissible Ambient Air Temp.	-40°C to 85°C
Climatic Category	40/085/21 acc. to IEC 60068-1
Material: Socket	Thermoplastic, black, UL 94V-0
Material: Terminals	Tin-Plated Copper Alloy
Unit Weight (Socket/Cap)	5.3 g
Storage Conditions	0°C to 60°C, max. 70% r.h.
Product Marking	 Type, Voltage Rating, Power Acc./Current Rating, Panel thickness, Approvals

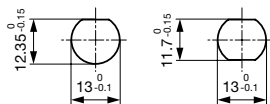
Soldering Methods	Iron
Solderability	350°C / 2 sec acc. to IEC 60068-2-20, Test Ta, method 2
Resistance to Soldering Heat	350°C / 10 sec acc. to IEC 60068-2-20, Test Tb, method 2
Contact Resistance	< 5 mΩ at 20 mV
Dielectric Strength	> 3kV between L-N > 4kV between L/N-PE (50Hz; 1 min)
Impulse Withstand Voltage	> 4kV between L-N > 6kV between L/N-PE
Insulation Resistance	> 10MΩ between L-N > 100MΩ between L/N-PE (500VDC; 1 min)
Overvoltage Category	I - III acc. to IEC 60664-1
Pollution Degree	1 - 3 acc. to IEC 60664-1
Resistance to Vibration	acc. to IEC 60068-2-6, test Fc
Panel Thickness s	1.0 - 3.0 mm

**Dimensions**Length  40 mm

Variants 3101.0030, 3101.0230, 3101.0031 and 3101.0331  
 s = Panel thickness (see variants)

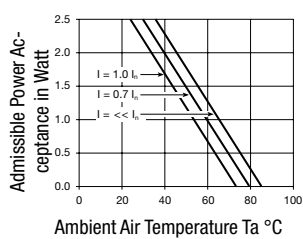


Variants Fingergrip 3101.0035, 3101.0235, 3101.0036 and 3101.0336  
 s = Panel thickness (see variants)



Mounting holes

## Derating Curves for Fuseholders



## Variants

[Distributor-Stock-Check](#) | [SCHURTER-Stock-Check](#) | [e-Store](#)

Holder	Cap	Panel Thicknesses [mm]	Terminal	Degree of Protection	Order Number
●	Slot Knob	1.0 - 1.8	Solder	IP 40	3101.0030
●	Slot Knob	1.0 - 1.8	Quick-Connect 4.8 x 0.5 mm	IP 40	3101.0230
●	Slot Knob	2.0 - 3.0	Solder	IP 40	3101.0031
●	Slot Knob	2.0 - 3.0	Quick-Connect 4.8 x 0.5 mm	IP 40	3101.0331
●	Fingergrip	1.0 - 1.8	Solder	IP 40	3101.0035
●	Fingergrip	1.0 - 1.8	Quick-Connect 4.8 x 0.5 mm	IP 40	3101.0235
●	Fingergrip	2.0 - 3.0	Solder	IP 40	3101.0036
●	Fingergrip	2.0 - 3.0	Quick-Connect 4.8 x 0.5 mm	IP 40	3101.0336

White and grey colours available on request

**Packaging Unit**      Bulk 186 x 91 x 91 mm (100 pcs.)