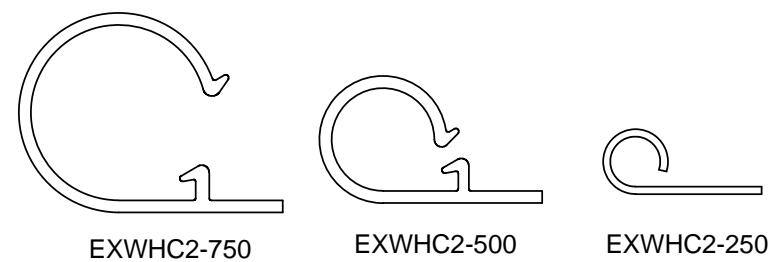
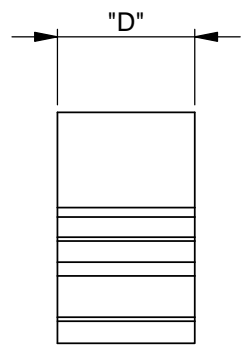
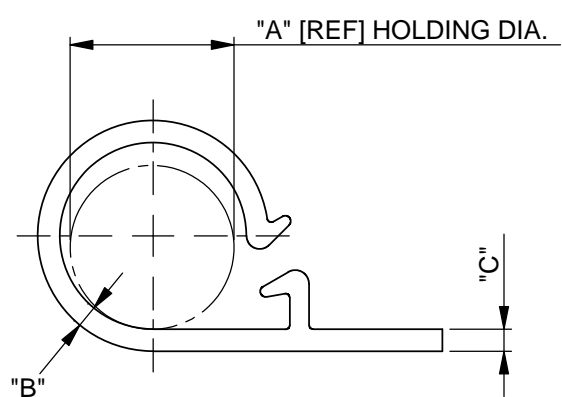
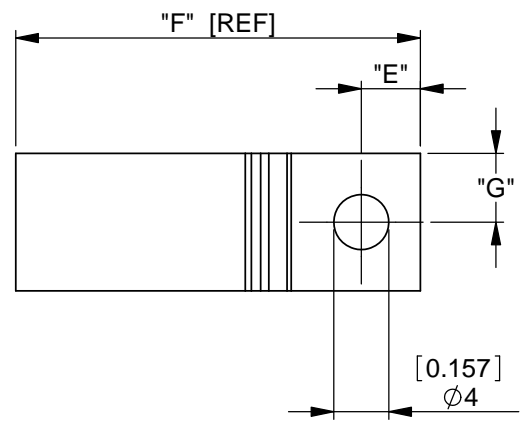


PART No.	"A" HOLDING $\phi$	"B"	"C"	"D"	"E"	"F" REF	"G"	MATERIAL
EXWHC2-750-01	18.0[.708]	1.6[.063]	1.9[.075]	12.7[.500]	4.7[.185]	35.0[1.377]	6.35[.250]	NYLON 6/6 UL94 V-2 (RMS-01)
EXWHC2-750-19								NYLON 6/6 UL94 V-0 (RMS-19)
EXWHC2-500-01	12.7[.500]			1.9[.075]	10.0[.394]	30.0[1.181]	5.0[.196]	NYLON 6/6 UL94 V-2 (RMS-01)
EXWHC2-500-19					NYLON 6/6 UL94 V-0 (RMS-19)			
EXWHC2-250-01	6.35[.250]	.97[.038]	1.0[.039]	10.0[.394]	6.0[.236]	21.0[0.827]	5.0[.196]	NYLON 6/6 UL94 V-2 (RMS-01)
EXWHC2-250-19								

REV.	MODIFICATION.	DATE	DRN
01	NEW DRAWING	21/02/05	NJB
02	ECN 2005-032	02/03/05	NJB
03	ECN 2005-044	06/04/05	NJB
04	ECN 2007-209	23/11/07	NJB
05	ECN 2008-009	14/01/08	SF
06	CO2010138	11/03/08	SF
07	CO2010171	03/04/08	SF
08	CO2010206	01/05/08	SF
09	CO2011174	27/07/11	SF



INFORMATION CONTAINED IN THIS DOCUMENT IS CONFIDENTIAL TO RICHCO INTERNATIONAL Co. Ltd. AND MAY NOT BE DISCLOSED OR REPRODUCED IN WHOLE OR PART WITHOUT THEIR WRITTEN CONSENT.

**RICHCO, INC.**  
WWW.RICHCO-INC.COM

METRIC PRIMARY UNITS: mm  
IMPERIAL SECONDARY UNITS: [inches]  
GENERAL TOLERANCES  $\pm 0.25$  [0.010]  
UNLESS OTHERWISE STATED  
1 DECIMAL PLACE  $\pm$   
2 DECIMAL PLACES  $\pm$   
ANGULAR  $\pm 1^\circ$



MATERIAL: <b>SEE TABLE</b>		COLOUR: <b>NATURAL</b>	
DESCRIPTION: <b>WIRE HARNESS CLIP</b>		PART No: <b>SEE TABLE</b>	
DRG No: <b>05-024</b>	NPR No: <b>2007-436</b>	SHEET SIZE <b>A4</b>	
DRN <b>NJB</b>	DATE <b>21/02/05</b>	CHKD <b>NBR</b>	DATE <b>22/02/05</b>
SCALE <b>NTS</b>	SHEET No. <b>1 OF 1</b>		

**NOTES**  
1) PARTS ARE AVAILABLE IN BLACK  
ADD "BK" TO END OF PART NUMBER:  
EXWHC2-500-01BK.

ALTERNATE DIMENSIONS FOR REFERENCE ONLY