

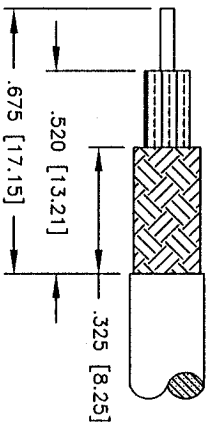
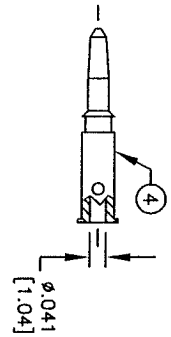
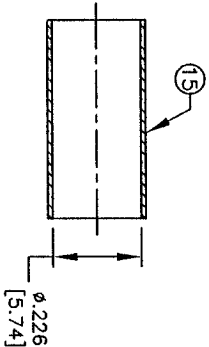
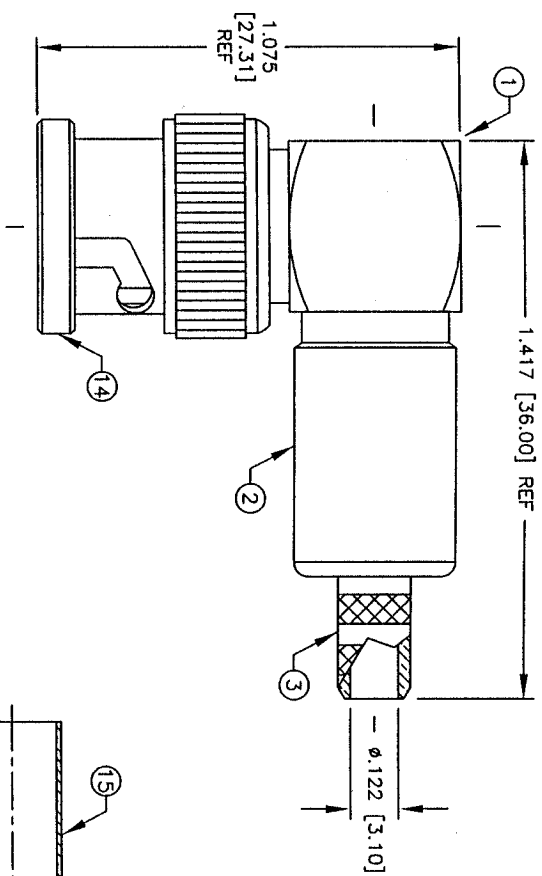
ENVELOPE / ASSEMBLY DRAWING

008974

SPECIFICATION CONTROL DRAWING

THIS DRAWING CONTAINS INFORMATION PROPRIETARY TO RF INDUSTRIES, LTD. ANY UNAUTHORIZED USE OF THIS DRAWING IS EXPRESSLY PROHIBITED. ANY VIOLATION IS PUNISHABLE UNDER U.S. COPYRIGHT LAWS.

REV	DESCRIPTION	DWN	DATE	APPROVED
-	ENGINEERING RELEASE	CZS	1/11/00	J. D. McR.



SUGGESTED STRIPPING INSTRUCTIONS
SUGGESTED DIES: .213 & .068

IMPEDANCE: 50 OHMS
WORKING VOLTAGE: 500 VRMS @ SEA LEVEL
FREQUENCY RANGE: 0-4 GHz
INSERTION LOSS: ≤ -.3dB @ 3 GHz
VSWR MAX: 1.5:1 @ 3 GHz
FOR RG-55, 55A, 55B, 142, 142A, 142B, 223 & 400/U,
ALPHA 9055, 9055B, 9223, BELDEN 8219, 83242, 84142, 9907
INTERFACE PER MIL-STD-348, SECTION 301.1

ITEM	DESCRIPTION	QTY	MATERIAL	FINISH
15	FERRULE	1	COPPER	NICKEL
14	SHELL	1	BRASS	NICKEL
13	COVER	1	BRASS	NICKEL
12	WASHER	1	BRASS	NICKEL
11	SPRING	1	SK-5	NICKEL
10	SPLIT LOCK WASHER	1	BRASS	NICKEL
9	GASKET	1	S.I. RUBBER	RED
8	DIELECTRIC	1	TEFLON	NONE
7	DIELECTRIC	1	TEFLON	NONE
6	PIN	1	BRASS	GOLD
5	CONTACT	1	PHOS BRONZE	GOLD
4	PIN	1	BRASS	GOLD
3	BARREL	1	BRASS	NICKEL
2	PRESS FIT BODY	1	BRASS	NICKEL
1	BODY	1	BRASS	NICKEL

DIMENSIONS ARE IN INCHES
AND [MILLIMETERS]
UNLESS OTHERWISE NOTED
TOLERANCES ARE:
DECIMALS DIAMETER

DRAWN	1/11/00
C. ZUNIGA	
CHECKED	1-11-00
ORJ DRAWN	
C. ZUNIGA	
APPROVALS	1/11/00

RF connectors
DIVISION OF RF INDUSTRIES, LTD.
7610 MIRAMAR RD
SAN DIEGO, CA 92126
(619)549-6340
(619)549-6345 FAX

RFB-110-C1

BNC MALE RIGHT ANGLE CRIMP

SIZE	CABLE GROUP	DWG NO.	REV
A	C1	RFB-1110C1	-
SCALE: 2:1	CAD FILE 13ARC B	SHEET 1 OF 1	