

**Specification Status: Released**

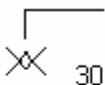
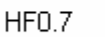

**Electrical Rating**

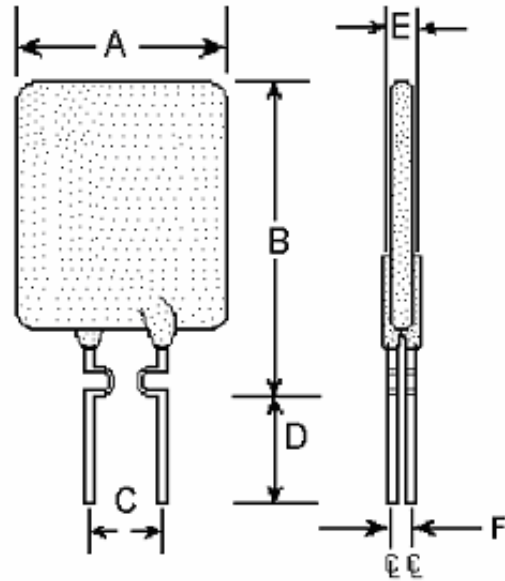
**Voltage: 30V<sub>DC</sub> MAX**  
**Current: 40A MAX**

**Insulating Material:**  
Cured, Flame Retardant Epoxy Polymer  
meets UL94 V-0 Requirements

**Lead Material:**  
24 AWG Tin Plated Copper Clad Steel  
(0.51mm[0.020]nom. diameter)

**Marking:**

 Manufacturer's Mark and Voltage  
 Part Identification  
 Lot Identification (can be on back)



**TABLE I. DIMENSIONS:**

A		B		C		D		E		F
MIN	MAX	MIN	MAX	MIN	MAX	MIN	MAX	MIN	MAX	TYP
--	6.9	--	10.8	4.3	5.8	7.6	--	--	3.3	1.2
--	(0.27)	--	(0.43)	(0.17)	(0.23)	(0.30)	--	--	(0.13)	(0.05)

mm:  
in\*:

\*Rounded off approximation

**TABLE II. PERFORMANCE RATINGS:**

CURRENT RATINGS		TIME TO TRIP	INITIAL RESISTANCE VALUES		R <sub>a</sub> MAX	TRIPPED-STATE POWER DISSIPATION
AMPS AT 25°C HOLD	AMPS AT 25°C TRIP	SECONDS AT 25°C, 3.5A MAX	OHMS AT 25°C MIN	OHMS AT 25°C MAX	OHMS AT 25°C MAX	WATTS AT 25°C 16V TYP
0.70	1.40	3.2	0.23	0.54	0.80	1.4

Reference Documents:

PS400, PS300 (reference for R<sub>1</sub> MAX)

Precedence:

This specification takes precedence over documents referenced herein.

Effectivity:

Reference documents shall be the issue in effect on the date of invitation for bid.

CAUTION:

Operation beyond the rated voltage or current may result in rupture, electrical arcing or flame

**Materials Information**

**ROHS Compliant**

**ELV Compliant**

**Pb-Free**

Directive 2002/95/EC  
Compliant

Directive 2000/53/EC  
Compliant





308 Constitution Drive  
Menlo Park, CA 94025-1164  
Phone: 800-227-4856  
www.circuitprotection.com

**PolySwitch®**  
**PTC Devices**  
**Overcurrent Protection Device**  
*Raychem Circuit Protection Products*

**PRODUCT: AHRF070**

DOCUMENT: SCD 26630  
PCN: RF0202  
REV LETTER: C  
REV DATE: MAY 8, 2007  
PAGE NO.: 2 OF 2

**TABLE III. AUTOMOTIVE SPECIFIC STRESS TESTS AND TEST CONDITIONS:**

ELECTRICAL STRESS TESTS	TEST CONDITIONS (see note 2)
ESD Voltage Withstand (see note 1)	25kV
Short Circuit Fault Current Durability	25 cycles, 16V, 200A
Fault Current Durability	350 cycles, 16V/100A
End-of-life Mode Verification	1750 cycles, 16V/100A
Jump Start Endurance (see note 1)	3 cycles, 26V, 1 minute duration
Load Dump Endurance (see note 1)	10 cycles, 86.5V

Note 1: The PolySwitch devices are tested in series with a load resistance and the voltages specified in the test conditions are shared between the PolySwitch device and the load resistance as specified in PS400.

Note 2: Please refer to Appendix A of PS400 for the detailed test procedures.