




EXAMPLE & ORDERING CODE

43R09- 3 1 4 3 - 150

MECHANICAL MOUNTING CONFIGURATION

SIDE FLANGE  =1

CROSS FLANGE  =2

SNAP-IN  =3



COLOR
Other colors available on request.



BLACK =1
GRAY =2

PC TERMINALS

STRAIGHT =3
RIGHT ANGLE DOWNWARD =4

ELECTRICAL CIRCUIT CONFIGURATION

 10A  15A 250V 65°C 2+Ground =2

 10A  15A 250V 65°C 2+Ground with additional Solder Terminal on Ground =3

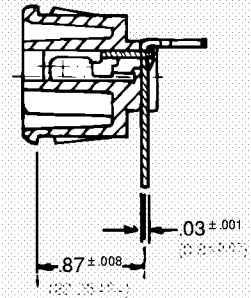
PANEL THICKNESS (SNAP-INS ONLY)

.06 (1.6mm) =150
.08 (2.0mm) =200
.10 (2.5mm) =250

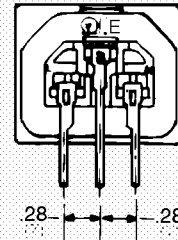
Additional panel thickness available on request.

PRINTED CIRCUIT
TERMINAL
RIGHT ANGLE

SIDE VIEW
CROSS SECTION



REAR VIEW



General purpose female power cord connector with printed circuit terminals.
Conforms with all international safety requirements.

SPECIFICATIONS

MATERIAL AND FINISH:

Housing:
Material: Polycarbonate
Rating: UL 94V-0

Contacts:
Material: Brass
Plating: Nickel

ELECTRICAL SPECIFICATIONS:

Insulation Resistance: 100 Megaohm min. @ 500 VDC

Dielectric Strength: 2000 VAC for 1 minute

Specifications subject to change without notice. (Metric dimensions are shown in parentheses)
See pages 293-300 for mating power cords.