

6

5

4

3

2

1

**MATERIAL AND FINISH**

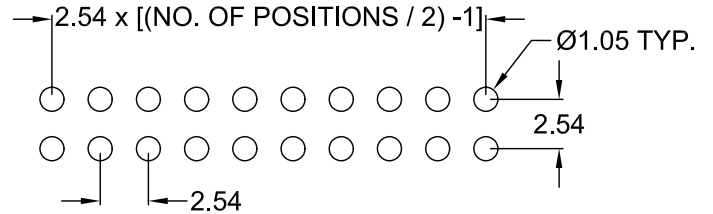
Insulator: PBT, UL 94V-0 rated, color black  
Pin contact: Brass, plating (see chart) over Nickel

**ELECTRICAL SPECIFICATIONS:**

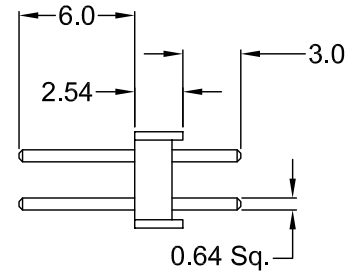
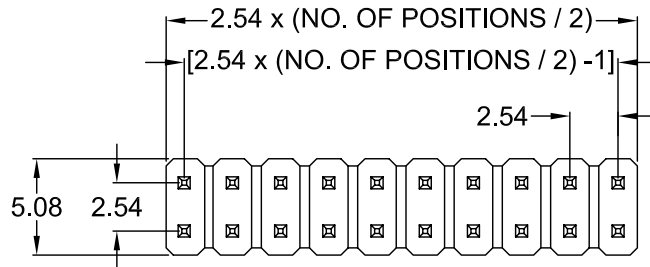
Rated current: 1A  
Rated voltage: 250VAC  
Insulation resistance: 1000 Mohm min @ 500 VDC  
Dielectric withstanding voltage: 800VAC for one minute  
Contact resistance: 30 mohm max.

**ENVIRONMENTAL:**

Operating temperature: -40°C to +105°C



**RECOMMENDED  
PCB LAYOUT (TOP VIEW)**



**RoHS  
COMPLIANT**

REVISIONS

REV	DATE	CHANGE	CHNG	CHK	APPR
A	3/30/00	ADDED LIFE CYCLE SPEC	PB	TD	JJ
B	10/28/02	REVISED	TD	PB	PB
C	6/29/06	ADD RoHS	PB		

P/N	PLATING
TCMD-0XX	GOLD FLASH
TCMD-0XX-T	TIN
TCMD-0XX-1	5 μ" OF GOLD
TCMD-0XX-2	10 μ" OF GOLD
TCMD-0XX-3	15 μ" OF GOLD
TCMD-0XX-4	30 μ" OF GOLD
TCMD-0XX-13	SEL. GOLD FLASH

TOLERANCE UNLESS OTHERWISE SPECIFIED	
X	± 1
X.X	± 0.4
X.XX	± 0.25

DRAWN BY	TD	DATE:	06/22/99
CHECK BY	PJ	DATE:	6/24/99
APPR BY	SS	DATE:	6/24/99

**Power Dynamics, Inc.**

Phone: 973 560-0019 Whippany, New Jersey Fax: 973 560-0076

**PART: 2.54mm DOUBLE ROW PIN HEADER,  
4 ~ 80 PINS, STRAIGHT PCB MOUNT**

<b>TCMD-0XX-X</b>		<b>SHEET 1 of 1</b>
SIZE: A	ALL DIMENSIONS FOR REFERENCE ONLY DIMENSIONS ARE IN MILLIMETERS	REV: C
SCALE: NTS		

6

5

4

3

2

1