

6

5

4

3

2

1

MATERIAL AND FINISH

Insulator: PBT and Glass-Fiber Reinforced, UL-94V-0 rated, color black
Contacts: Copper alloy, plating (see chart) over 40u" Nickel.

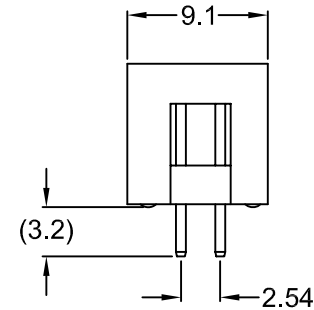
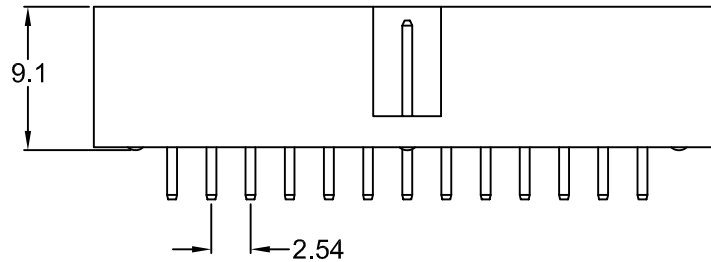
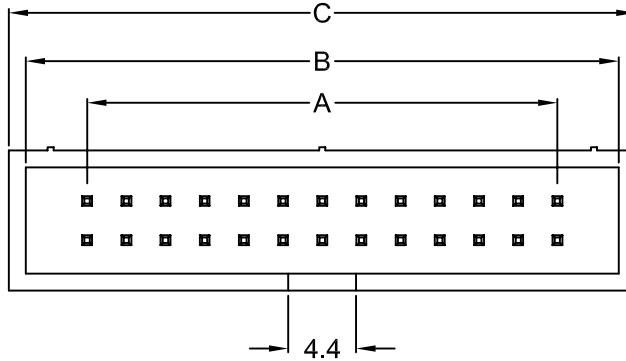
ELECTRICAL SPECIFICATIONS:

Rated current: 1A max.
Insulation resistance: 1000 Mohm min. at 500 VDC
Dielectric withstanding voltage: 500 VAC for one minute
Contact resistance: 30 mohm max. at 6 VDC 0.3A

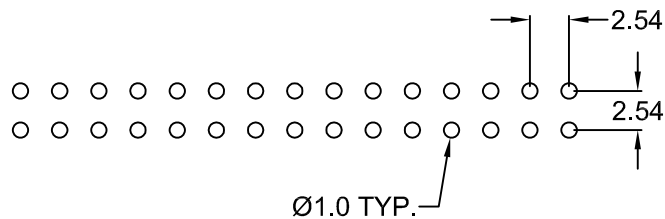
ENVIRONMENTAL:

Operating temperature: -55°C TO +105°C

No. of Contacts	A	B	C
10	10.16	18.1	20.3
14	15.24	23.2	25.4
16	17.78	25.7	27.9
20	22.86	30.8	33.0
24	27.94	35.9	38.1
26	30.48	38.4	40.6
30	35.56	43.5	45.7
34	40.64	48.6	50.8
40	48.26	56.2	58.4
44	53.34	61.3	63.5
48	58.42	66.4	68.6
50	60.96	68.9	71.1
60	73.66	81.6	83.8
64	78.74	86.9	88.9



P/N	PLATING
TCMD-0XX-B	Gold Flash
TCMD-0XX-B-T	Tin
TCMD-0XX-B-1	5 μ" Gold
TCMD-0XX-B-2	10 μ" Gold
TCMD-0XX-B-3	15 μ" Gold
TCMD-0XX-B-4	30 μ" Gold
TCMD-0XX-B-5	50 μ" Gold



RECOMMENDED PCB LAYOUT (TOP VIEW)
TOLERANCES: ±0.10mm

TOLERANCE UNLESS OTHERWISE SPECIFIED		
X	±	1
X.X	±	0.4
X.XX	±	0.20
DRAWN BY	PB	DATE: 3/8/00
CHECK BY	TD	DATE: 3/8/00
APPR BY	JJ	DATE: 3/8/00

Power Dynamics, Inc.
Phone: 973 560-0019 Whippany, New Jersey Fax: 973 560-0076

PART: 2.54mm PITCH SHROUDED PIN HEADER
VERTICAL; PCB MOUNT

PART #: TCMD-0XX-B-X		SHEET 1 of 1
SIZE: A	ALL DIMENSIONS FOR REFERENCE ONLY DIMENSIONS ARE IN MILLIMETERS	REV: A
SCALE: NTS		

REVISIONS	CHNG	CHK	APPR
	PB	TD	PB
	CHANGE	UPDATED	DRAWING
	DATE	1/15/03	
REV	A		

6

5

4

3

2

1