

6

5

4

3

2

1

**MATERIAL AND FINISH**

Shell: Steel, Nickel plated.

Pin contact: Brass, Gold plating (see chart) over Nickel.

Insulator: PBT + 30% glass fiber, UL 94V-0 rated.

**ELECTRICAL SPECIFICATIONS:**

Rated current: 2A max.

Insulation resistance: 1000 Mohm min @ 500VDC

Dielectric withstanding voltage: 1000VAC / 1 minute.

Contact resistance: 15 mohm max.

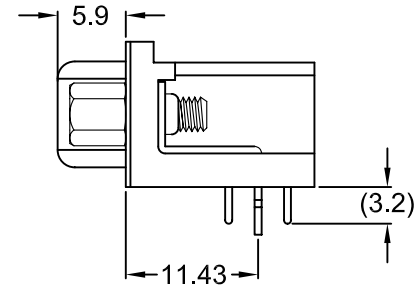
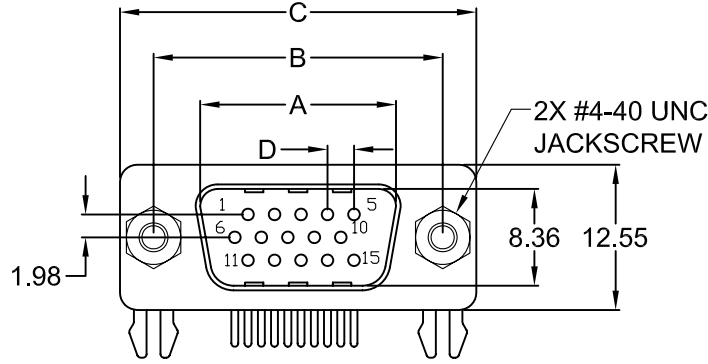
**ENVIRONMENTAL:**

Operating temperature: -55°C to +105°C

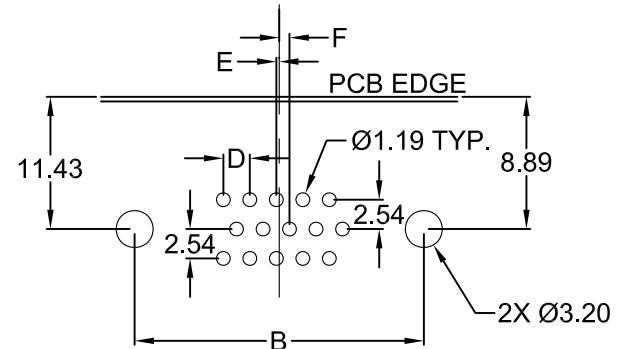
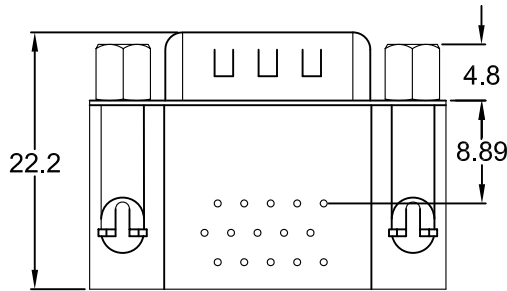
**NOTES:**

Replace first XX in P/N with number of positions.

POSITION	A	B	C	D	E	F
15	16.92	24.99	30.8	2.29	0.25	0.89
26	25.25	33.32	39.1	2.29	0.51	0.64
44	38.96	47.04	53.0	2.29	0.51	0.64
62	55.42	63.50	69.3	2.41	0.58	0.62



RoHS  
COMPLIANT



**RECOMMENDED  
PCB LAYOUT**

P/N	PLATING
PDI-XXSH-J	GOLD FLASH
PDI-XXSH-JG10	10µ"
PDI-XXSH-JG15	15µ"
PDI-XXSH-JG30	30µ"

TOLERANCE UNLESS OTHERWISE SPECIFIED	
X	± 1
X.X	± 0.4
X.XX	± 0.20
DRAWN BY	PB
CHECK BY	DATE: 11/4/03
APPR BY	DATE:
BY	DATE:

**Power Dynamics, Inc.**

Phone: 973 560-0019 Whippany, New Jersey Fax: 973 560-0076

PART: HIGH DENSITY D-SUB; MALE  
PCB MOUNT; RIGHT ANGLE; W/ JACKSCREW

<b>PDI-XXSH-JX</b>		SHEET 1 of 1
PART #:	PDI-XXSH-JX	ALL DIMENSIONS FOR REFERENCE ONLY DIMENSIONS ARE IN MILLIMETERS
SIZE:	A	
SCALE:	NTS	REV:

REVISIONS	CHNG	CHK	APPR
	CHANGE		
	DATE		
	REV		

6

5

4

3

2

1