

6

5

4

3

2

1

MATERIAL AND FINISH:

Housing: PBT , UL-94V-0 rated
Contacts: Phosphor Bronze, Gold flash plated, 80u" Tin on solder tail , all over 50u" Nickel

MECHANICAL SPECIFICATIONS:

Insertion force: 0.749 lbs. max. per pair
Withdrawal force: 0.061 lbs. min. per pair

ELECTRICAL SPECIFICATIONS:

Rated current: 3A
Contact resistance: 20 mohm
Insulation resistance: 5000 Mohm min. between adjacent contact @ 500VDC
Dielectric withstanding voltage: 1000VAC between adjacent terminals for one minute min.

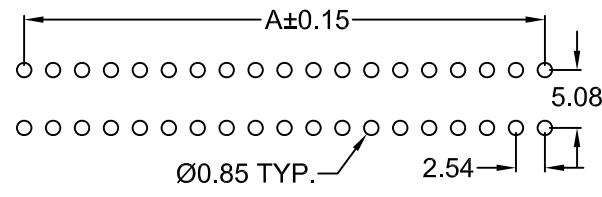
ENVIRONMENTAL:

Operating temperature: -55°C ~ +105°C

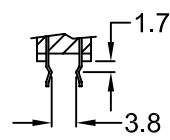
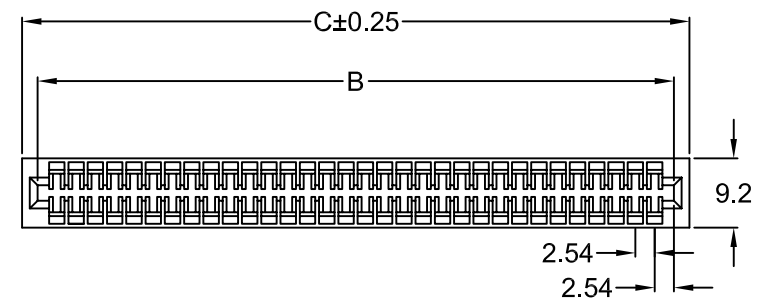
NOTE:

Accepts double sided PCB from 1.27mm to 1.78mm thick.

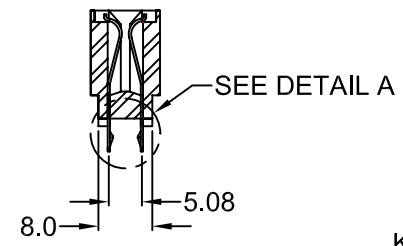
POSITION	A	B	C
20	22.86	27.94	32.00
36	43.18	48.26	52.32
44	53.34	58.42	62.48
50	60.96	66.04	70.10
62	76.20	81.28	85.38
80	99.06	104.14	108.20
86	106.68	111.76	115.82
100	124.46	129.54	133.60



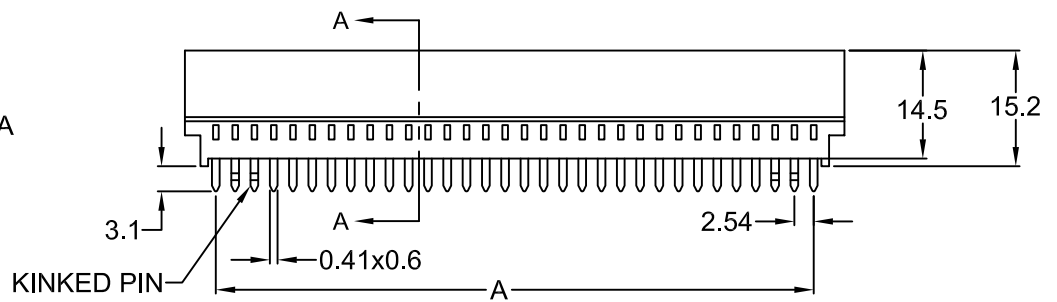
RECOMMENDED PCB LAYOUT (TOP VIEW)



DETAIL A



SECTION A-A



REV	DATE	CHANGE	CHNG		CHK		APPR	
			TD	PB	TD	PB	PB	PB
A	4/10/03	UPDATED						
B	1/31/05	CHNG. TIN. LEAD TO TIN						

REVISIONS

TOLERANCE UNLESS OTHERWISE SPECIFIED	
X	± 1
X.X	± 0.4
X.XX	± 0.20

DRAWN BY: BP	DATE: 10/12/00
CHECK BY: TD	DATE: 10/13/00
APPR BY: SS	DATE: 10/13/00

Power Dynamics, Inc.

Phone: 973 560-0019 Whippany, New Jersey Fax: 973 560-0076

PART: CARD EDGE CONNECTOR; PCB MOUNT
36, 44, 50, 62, 80, 86, & 100 POS.; 2.54mm PITCH

CEC-0XX-1		SHEET 1 of 1
SIZE: A	ALL DIMENSIONS FOR REFERENCE ONLY	
SCALE: NTS	DIMENSIONS ARE IN MILLIMETERS	
		REV: B

RoHS COMPLIANT

6

5

4

3

2

1