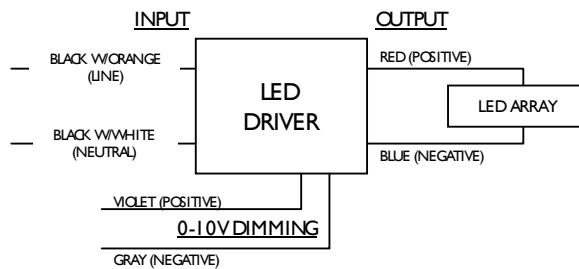


Electrical Specifications

LEDHCNA0530C280DN	
Brand Name	XITANIUM
Description	150W 0.53A Non-isolated Dim
Input Voltage	347~480V
Input Frequency	50/60Hz
RoHS	Yes
Approbations	UL,CSA
Status	Active

Output Power (W)	Output Voltage (V)	Output Current (A)	Tcase Max	Input Current at 347V (A)	Max. Input Power (W)	Inrush Current (A _{pk} /μs)	Max. THD (%)	Min. Power Factor	Surge Protection (KV)	Weight (Lbs)	Envir. Protection Rating
150	120~280	0.53	80°C	0.5	165	120/100	20	0.90	2.5	2.8/1270	UL Dry & Damp

Wiring Diagram



Input, output and 0-10V Dimming use lead-wires. Lead-wires are 18AWG 105C/600V solid copper.

Standard Lead Length

	in.	cm.
Black w/orange stripe	10	25
Black w/white stripe	10	25
Blue	10	25
Red	10	25
Gray	10	25
Violet	10	25

Maximum Wiring Distance (at full load)

Wire Size (AWG)	Distance (feet)
26	10
24	18
22	28
20	46
18	72
16	114
14	184
12	280
10	476

Dimming Method	Dimming Range (%)
0-10V	100% ~ 10%

Enclosure



	in. (mm)
Case Length	8.38 (211.1)
Case Width	2.35 (59.1)
Case Height	1.47 (37.1)
Mounting Length	9.0 (226.2)
Mounting Width	1.7 (42.9)
Overall Length	9.54 (240.5)



Revised 04/18/2012

PHILIPS LIGHTING ELECTRONICS N.A.

10275 WEST HIGGINS ROAD · ROSEMONT, IL 60018
 Tel: 800-322-2086 · Fax: 888-423-1882 · www.philips.com/advance
 Customer Support/Technical Service: 800-372-3331 · OEM Support: 866-915-5886

LEDHCNA0530C280DN	
Brand Name	XITANIUM
Description	150W 0.53A Non-isolated Dim
Input Voltage	347~480V
Input Frequency	50/60Hz
RoHS	Yes
Approbations	UL,CSA
Status	Active

Electrical Specifications

Installation & Application Notes:

Section I – Physical Characteristics

- 1.1 LED Driver shall be installed inside an electrical enclosure
- 1.2 Wiring inside electrical enclosure shall comply with 600V/105°C rating or higher.

Section II – Performance

- 2.1 LED Driver complies with UL standard UL1012.
- 2.2 LED Driver has Class A sound rating.
- 2.3 LED Driver has a minimum operating ambient temperature of -40°C.
- 2.4 LED Driver has a 400 maximum switching cycle between -40°C to -20°C.
- 2.5 LED Driver has a life expectancy of 50,000 hours at Tcase of ≤ 75°C.
- 2.6 LED Driver has a life expectancy of 100,000 hours at Tcase of ≤ 65°C.
- 2.7 LED Driver has a typical self rise of 25°C at maximum load in open air without heat sink.
- 2.8 LED Driver maximum allowable case temperature is 80°C – see product label for measurement location.
- 2.9 LED Driver reduces output power to LEDs if its maximum allowable case temperature is exceeded.
- 2.10 LED Driver has a failure rate of ≤ 0.01% per 1,000 hours.
- 2.11 LED Driver tolerates sustained open circuit and short circuit output conditions without damage.
- 2.12 LED Driver complies with the requirements of the Federal Communications Commission (FCC) rules and regulations, Title 47 CFR Part 15 Non-Consumer (Class A).
- 2.13 LED Driver will properly turn off by disconnecting all “hot” (live) input lines.

Section III – UL Conditions of Acceptability (File E321253)

When installed in the end-use equipment, the following are among the considerations to be made:

- 3.1 The drivers shall be installed in compliance with the enclosure, mounting, spacing, casualty and segregation requirements of the ultimate application.
- 3.2 The driver output is intended to be loaded to maximum 150W.
- 3.3 The Normal Temperature test should be performed in the end product and the case temperature is not to exceed the following specified maximum case temperature for each model:

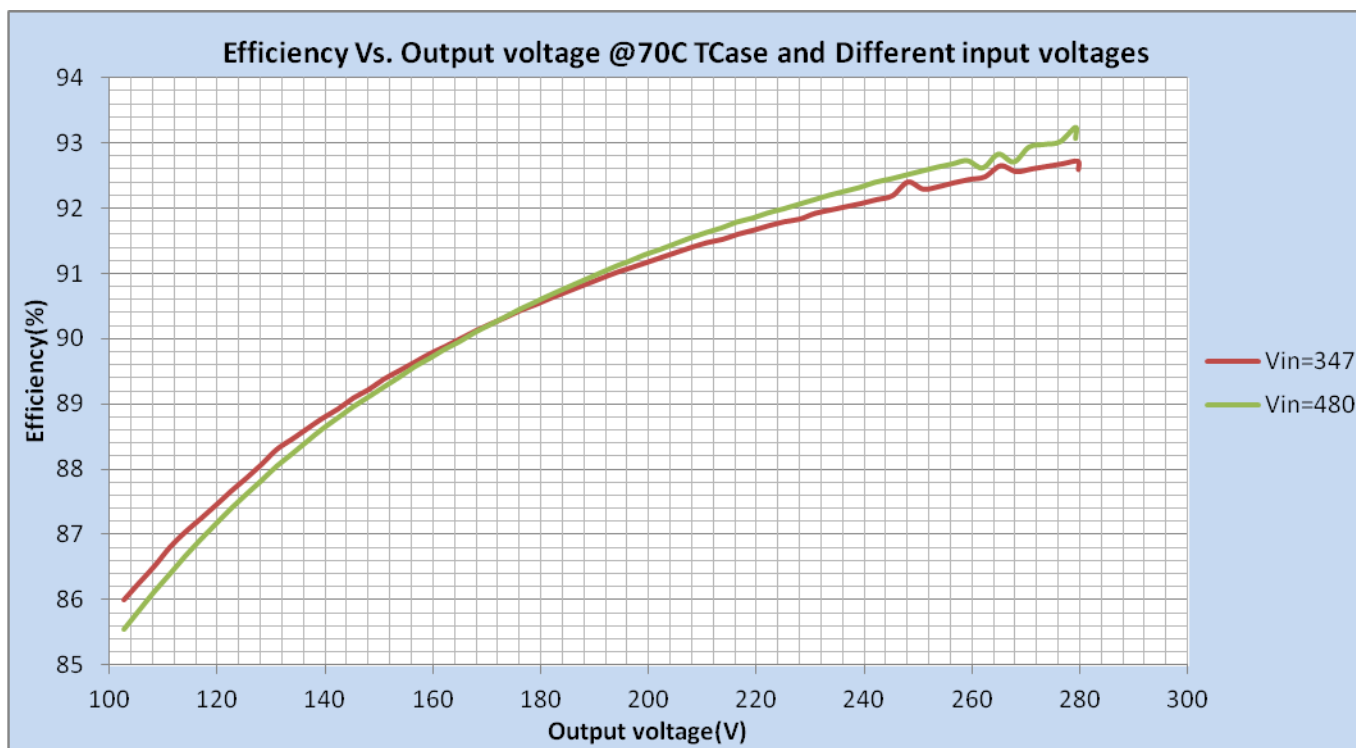
Model: LEDHCNA0530C280DN	
Input Voltage, Hz	Case Temp @ T _C , °C
347, 60 (Horizontal)	80
480, 60 (Horizontal)	80

- 3.4 The driver is a “Direct”; “Non-Isolating” type such that the secondary circuit shall be treated as part of the primary circuit in the end-use application.
- 3.5 The drivers are suitable for use in “DAMP” and “DRY” locations.
- 3.6 The dimming circuit provided on model LEDHCNA0530C280DN is to be considered a primary circuit in the end-use application.
- 3.7 The enclosure of these drivers must be connected to earth ground with a suitable grounding method when installed in the end-use application.

Revised 04/18/2012

Electrical Specifications

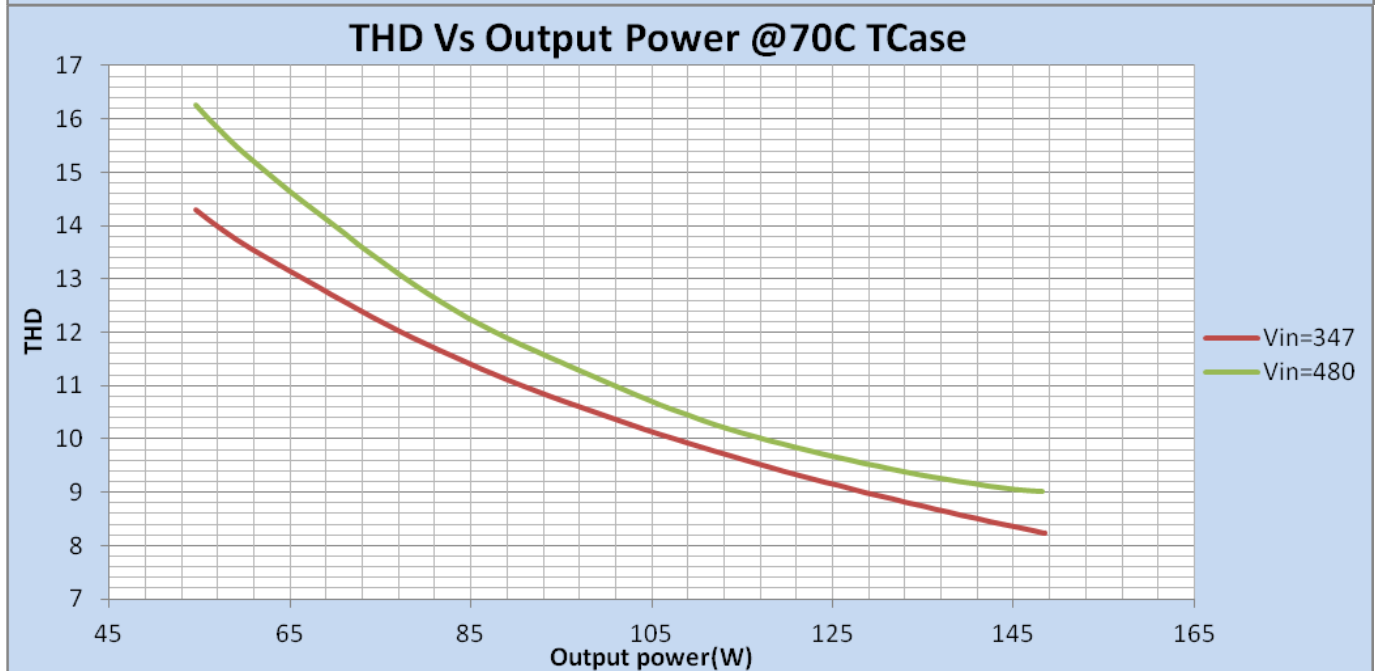
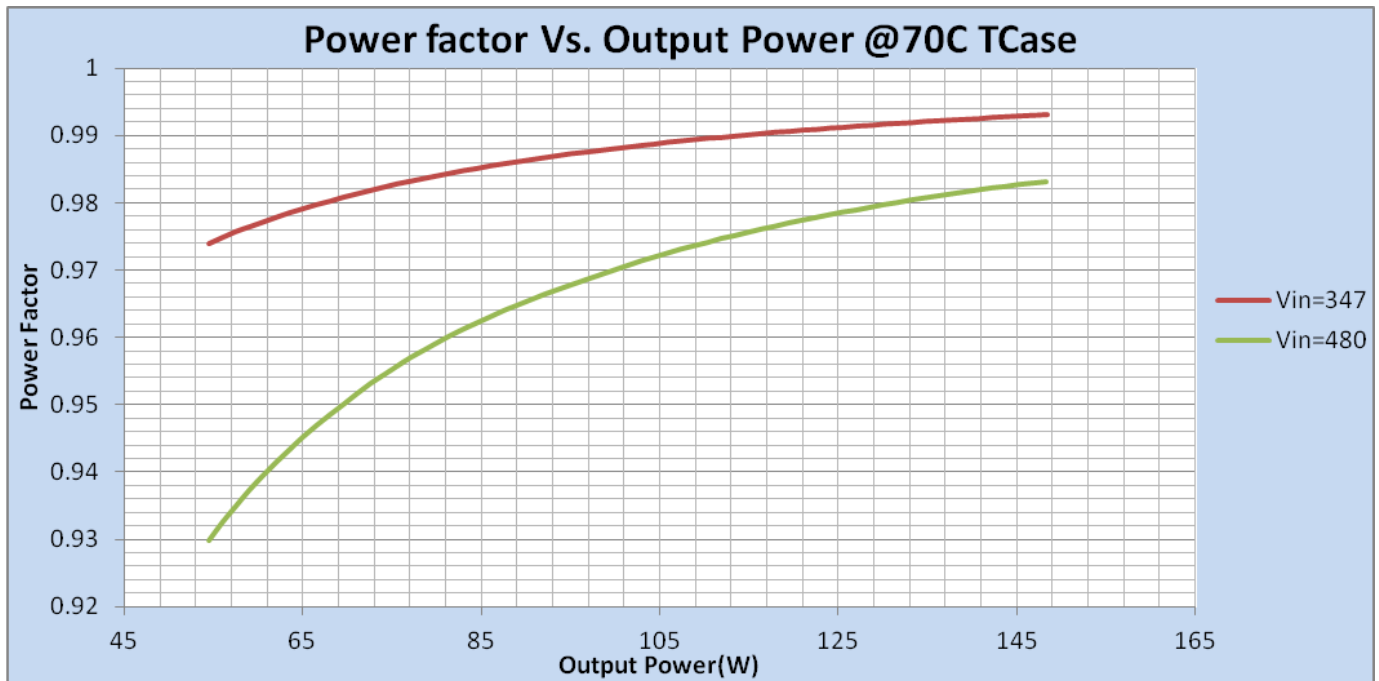
LEDHCNA0530C280DN	
Brand Name	XITANIUM
Description	150W 0.53A Non-isolated Dim
Input Voltage	347~480V
Input Frequency	50/60Hz
RoHS	Yes
Approbations	UL,CSA
Status	Active



Revised 04/18/2012

LEDHCNA0530C280DN	
Brand Name	XITANIUM
Description	150W 0.53A Non-isolated Dim
Input Voltage	347~480V
Input Frequency	50/60Hz
RoHS	Yes
Approbations	UL,CSA
Status	Active

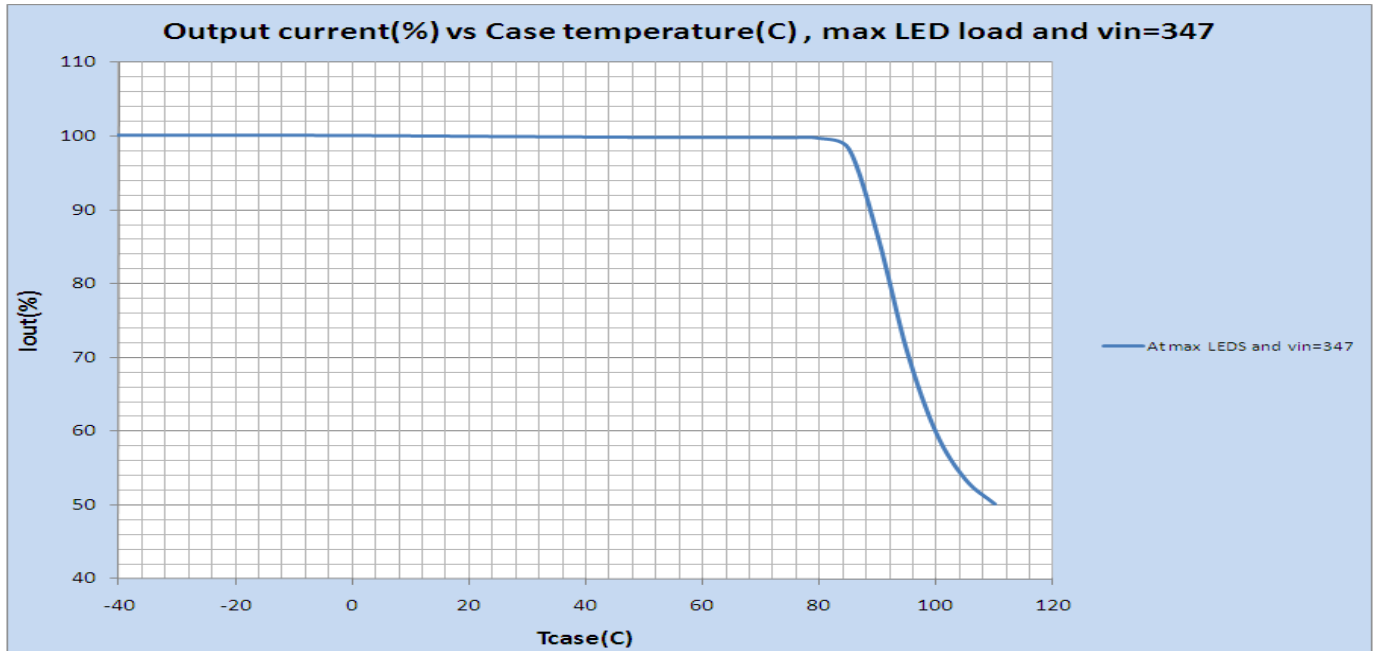
Electrical Specifications



Revised 04/18/2012

Electrical Specifications

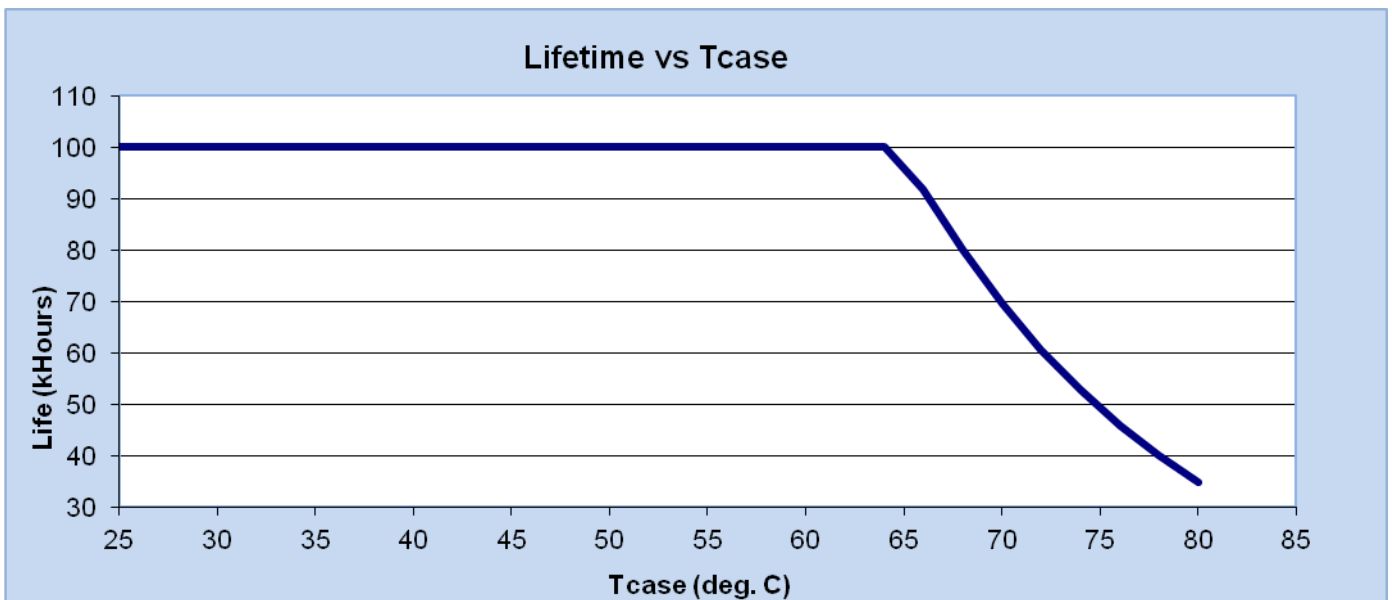
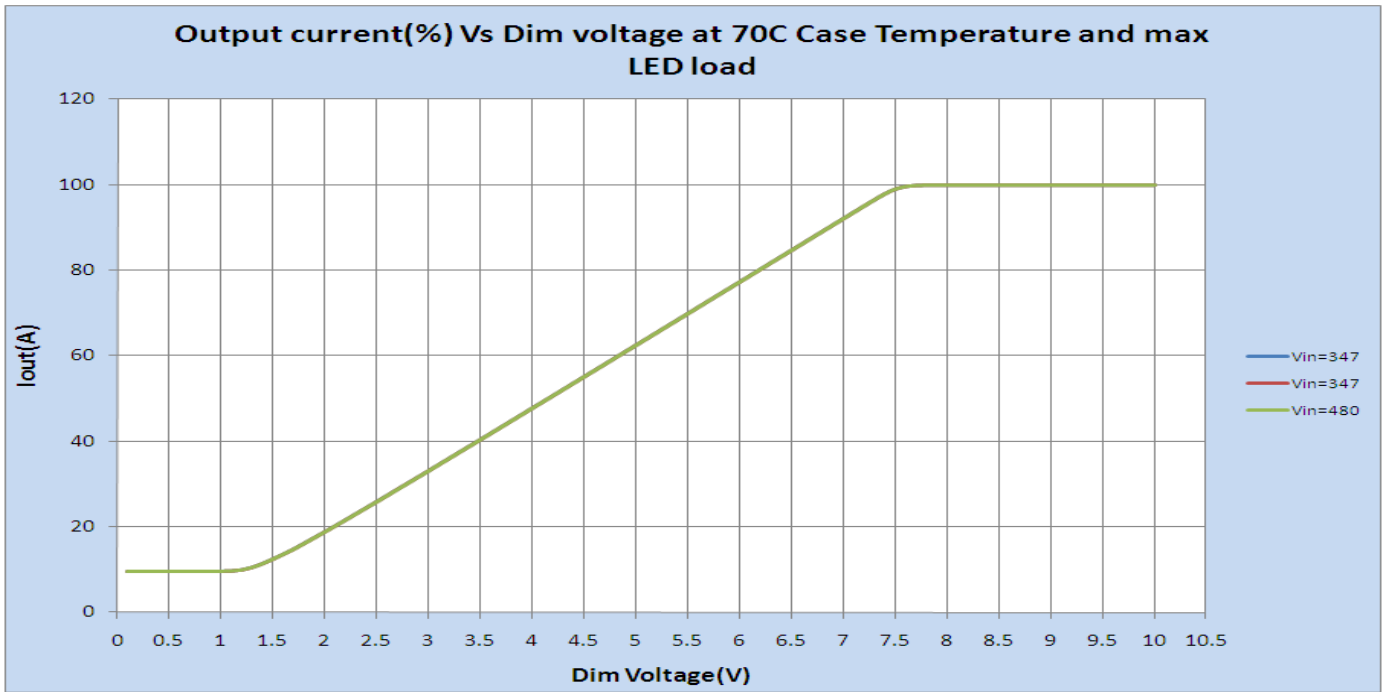
LEDHCNA0530C280DN	
Brand Name	XITANIUM
Description	150W 0.53A Non-isolated Dim
Input Voltage	347~480V
Input Frequency	50/60Hz
RoHS	Yes
Approbations	UL,CSA
Status	Active



Revised 04/18/2012

Electrical Specifications

LEDHCNA0530C280DN	
Brand Name	XITANIUM
Description	150W 0.53A Non-isolated Dim
Input Voltage	347~480V
Input Frequency	50/60Hz
RoHS	Yes
Approbations	UL,CSA
Status	Active



Revised 04/18/2012

Electrical Specifications

LEDHCNA0530C280DN	
Brand Name	XITANIUM
Description	150W 0.53A Non-isolated Dim
Input Voltage	347~480V
Input Frequency	50/60Hz
RoHS	Yes
Approbations	UL,CSA
Status	Active

Failure Rate Info based upon field call rate data:

- <0.01% per 1kHr @<= Tcase 65°C

Revision History:

Rev No.	Date	Description	Approval	Remarks
1.1	11/17/2011	*Remove graph "Failure rate vs. Tcase	N.T.	
2.1	01/13/2012	* Add Envir. Protection Rating	N.T.	
3.1	04/09/2012	*Add Installation & Application Notes: Section II – 2.4: Max Switching Cycles	N.T.	
4.1	04/17/2012	*Remove Min .Output Power (W)	N.T.	
5.1	04/18/2012	* Add Approbations: UL,CSA	N.T.	

Revised 04/18/2012