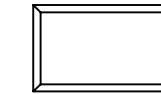


REVISIONS				
ZONE	REV	DESCRIPTION	DATE	APPROVED
	A	ECN 0578	06-OCT-05	
	B	ECN 0603	10-AUG-06	

NO LOGO



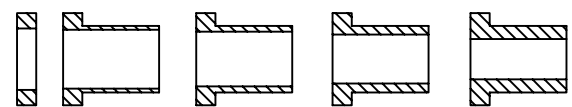
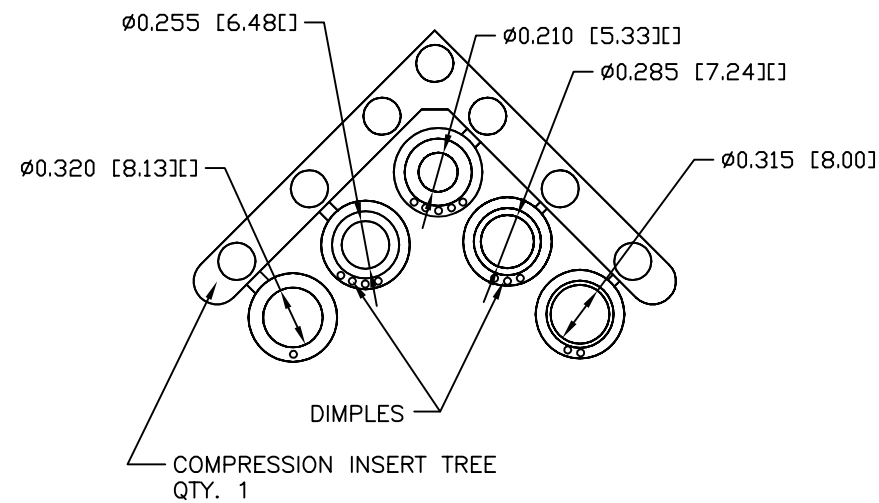
NORTECH LOGO



PART NUMBER INFORMATION

PART#	LOGO STYLE	SUPPLIED
F30E300000	NO LOGO	BULK
F88E300000	NO LOGO	PACKAGED
F30E301000	NORTECH LOGO*	BULK
F88E301000	NORTECH LOGO*	PACKAGED

* - SPECIAL ORDER ITEM - CONTACT NORTHERN TECHNOLOGIES



#4-40 X 7/16" FILLISTER HEAD MACHINE SCREW
MATERIAL - STEEL
FINISH - BRIGHT ZINC (HEXAVALENT CHROMIUM FREE)
QTY: 2 EACH



#4-40 #2 BLANK HEX NUT
MATERIAL - STEEL
FINISH - BRIGHT ZINC (HEXAVALENT CHROMIUM FREE)
QTY: 2 EACH



#4-40 X 1/2" FILLISTER HEAD CAPTIVE SCREW
MATERIAL - STEEL
FINISH - BRIGHT ZINC (HEXAVALENT CHROMIUM FREE)
QTY: 2 EACH



#4 SADDLE WASHER
MATERIAL - STEEL
FINISH - BRIGHT ZINC (HEXAVALENT CHROMIUM FREE)
QTY: 2 EACH

CONNECTOR COVER:

- 1.MATERIAL: ABS COMPOUND UL94V-0
- 2.FINISH: NICKEL PLATING PER NTC SPECIFICATION N/T 000500
- 3.DIMENSIONS: INCHES [MM]
- 4.TOLERANCE: ±0.015 [0.381]

COMPRESSION INSERT TREE

- 1.MATERIAL: THERMOPLASTIC 94V-0
- 2.COLOR: BLACK
- 3.DUROMETER: 75 ±5 TYPE A PER ASTM D2240
- 4.DIMENSIONS: INCHES [MM]
- 5.TOLERANCE: ±0.020 [0.508]

THIS IS A CONTROLLED DOCUMENT AND IS SUBJECT TO CHANGE. CONTACT NORTHERN TECHNOLOGIES ENGINEERING FOR THE LATEST REVISION.

UNLESS OTHERWISE SPECIFIED
1. ALL DIMENSIONS ARE IN INCHES (MM)
2. DIMENSIONS ARE TYPICAL

Northern Technologies

THIS DRAWING IS THE PROPERTY OF NORTHERN TECHNOLOGIES AND SHOULD NOT BE REPRODUCED WITHOUT NORTHERN TECHNOLOGIES WRITTEN PERMISSION.

DRAWN JSD		01-JUL-05		PART NUMBER SEE PART NUMBER INFORMATION	
CHECKED SCN		01-JUL-05		DESCRIPTION CMP 09 STR EXIT TWO PIECE METALIZED PLASTIC COVER FR	
ISSUED		01-JUL-05		SIZE B	CODE 200_209
				DWG NO. 0002-200-209	REV
		SCALE 1:1		SHEET 1 OF 1	